

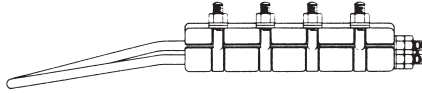
Table of Contents

Comealongs Pictorial Index	498
Comealongs for ACSR, AAC, AAAC and ACAR Conductors	499
HiTemp® Comealongs for ACSS and ACSS/TW Conductors	501
HiTemp® Comealongs for ACSS Conductors	502
HiTemp® Comealongs for ACSS/TW Conductors	504
Installation Instructions for Comealongs	506


Pictorial Index

COMEALONGS

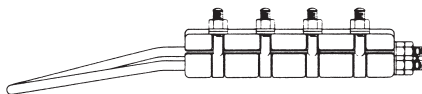
ACSR, AAC, AAAC & ACAR Conductors
3000, 3100 and 3200 Series: pg. 498



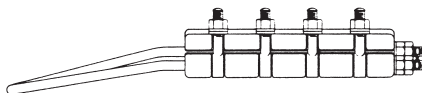
HiTemp® ACSS & ACSS/TW Conductors
pg. 500



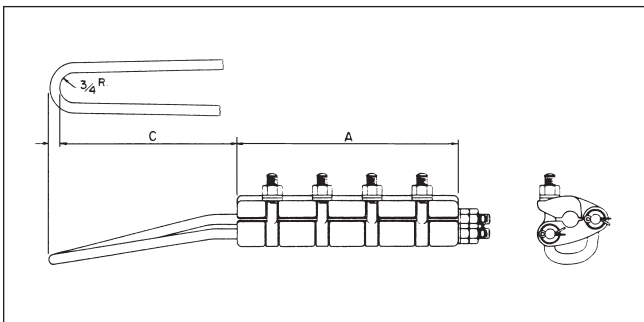
HiTemp® ACSS Conductor
400000HT Series: pg. 501



HiTemp® ACSS/TW Conductor
410000HT Series: pg. 503



Comealongs for ACSR, AAC, AAAC and ACAR Conductors, 3000, 3100 and 3200 Series



Comealongs are stringing tools designed for pulling conductors up to initial sag tensions. If the required tension is greater than the rated tension of a single comealong, two or more comealongs should be used (see Installation Instructions page 131). When desired sag tension is reached, the conductor should be dead ended promptly and the comealong removed.

Comealongs must receive periodic maintenance. This practice should consist of a thorough cleaning with close inspection for nicked or rough conductor grooves, cracked body, bent eye bolts, or damaged bail. The eyebolts should be kept clean and oiled. The conductor groove should be kept clean and dry. After each six months use and at the beginning of each job, all comealongs should be subjected to a pull test equal to its rated strength. If any damage is found, the comealong should be disposed of properly.

Features

Rugged Design

The 3000, 3100 and 3200 Series Comealongs are highly engineered products. The comealong body is heat-treated for increased strength. The eyebolts are forged from high strength steel. The bail receives both magnaflux and dye check inspection to give high assurance of metal quality.

Fully Assembled

The 3000, 3100 and 3200 Series Comealong comes with all parts fully assembled and ready for use. Double lock nuts with cotter pins maintain proper body location. Peened eye bolts prevent loss of compression nut/washer combination.

Angled Bail

During installation, the angled bail of the comealong provides clearance between the chain link hoist and the conductor. This prevents damage to the conductor and allows ease of accessory installation.

Each Comealong Tested and Rated

Each 3000, 3100 and 3200 Series Comealong is designed for ACSR, AAC, AAAC and ACAR conductors. Every comealong ordered is individually tested prior to shipment.

COMEALONG CATALOG SERIES	DIMENSIONS						EYEBOLTS		TOTAL	
	A		B		C		DIA	NO	LBS	KG
	IN	MM	IN	MM	IN	MM				
3050	11.00	279	0.50	13	8.00	203	1/2	4	9.0	4.08
3060	11.00	279	0.50	13	8.00	203	1/2	4	9.0	4.08
3070	12.50	318	0.62	16	8.00	203	5/8	4	16.0	7.26
3080	12.50	318	0.62	16	8.00	203	5/8	4	16.0	7.26
3090	18.12	460	0.62	16	8.00	203	5/8	6	26.0	11.79
3100	18.12	460	0.62	16	8.00	203	5/8	6	26.0	11.79
3110	20.94	532	0.62	16	8.00	203	5/8	7	32.0	14.51
3120	20.94	532	0.62	16	8.00	203	5/8	7	32.0	14.51
3190	21.81	554	0.88	22	10.00	254	5/8	7	47.0	21.32
3200	21.81	554	0.88	22	10.00	254	5/8	7	47.0	21.32
3210	21.81	554	0.88	22	10.00	254	5/8	7	47.0	21.32
3220	21.81	554	0.88	22	10.00	254	5/8	7	47.0	21.32
3230	21.81	554	0.88	22	10.00	254	5/8	7	47.0	21.32

WARNING: Comealongs are not intended for use as dead ends and are not recommended to hold conductors at sag tension limits for longer than 6 hours.

Comealongs for ACSR, AAC, AAAC and ACAR Conductors, 3000, 3100 and 3200 Series (cont.)

CATALOG NUMBER STANDARD	RANGE OF CONDUCTOR DIAMETERS				TENSION LIMIT
	MIN		MAX		
	IN	MM	IN	MM	
3050.1	0.440	11.2	0.459	11.6	3050.1 through 3065—50% of the rated strength of the conductor or 12,000 lbs (5443 kg), whichever value is smaller.
3050	0.460	11.7	0.480	12.1	
3051	0.481	12.2	0.500	12.6	
3052	0.501	12.7	0.520	13.1	
3053	0.521	13.2	0.540	13.7	
3054	0.541	13.8	0.560	14.2	
3055	0.561	14.3	0.580	14.7	
3056	0.581	14.8	0.600	15.2	
3057	0.601	15.3	0.620	15.7	
3058	0.621	15.8	0.640	16.2	
3060	0.641	16.3	0.670	17.0	
3061	0.671	17.1	0.700	17.7	
3062	0.701	17.8	0.730	18.5	
3063	0.731	18.6	0.760	19.2	
3064	0.761	19.3	0.790	20.0	
3065	0.791	20.1	0.820	20.8	
3070	0.821	20.9	0.850	21.5	
3071	0.851	21.6	0.880	22.3	
3072	0.881	22.4	0.910	23.1	
3073	0.911	23.2	0.940	23.8	
3074	0.941	23.9	0.970	24.6	
3075	0.971	24.7	1.000	25.3	
3080	1.001	25.4	1.030	26.1	
3081	1.031	26.2	1.060	26.9	
3082	1.061	27.0	1.090	27.6	
3083	1.091	27.7	1.120	28.4	
3084	1.121	28.5	1.150	29.2	
3085	1.151	29.3	1.180	29.9	

Ordering Instructions

Select the comealong catalog number based on the diameter conductor being used.

Example:

For 795 Drake, the diameter is 1.108 inches. The comealong catalog number is:

3083

Notes:

1. Installation instructions for comealongs are on pages 452 and 453.

CATALOG NUMBER		RANGE OF CONDUCTOR DIAMETER				TENSION LIMIT	
STANDARD	HIGH STRENGTH	MIN		MAX		STANDARD	HIGH STRENGTH
		IN	MM	IN	MM		
3090	3190	1.181	30.0	1.210	30.7	3090 through 3129—50% of the rated strength of the conductor or 12,000 lbs (5443 kg), whichever is smaller.	3190 through 3233—50% of the rated strength of the conductor or 20,000 lbs (9072 k), whichever is smaller.
3091	3191	1.211	30.8	1.240	31.4		
3092	3192	1.241	31.5	1.270	32.2		
3093	3193	1.271	32.3	1.300	33.0		
3094	3194	1.301	33.1	1.330	33.7		
3095	3195	1.331	33.8	1.360	34.5		
3096	3196	1.361	34.6	1.412	35.8		
3097	3197	1.413	35.9	1.443	36.6		
3100	3200	1.444	36.7	1.474	37.4		
3101	3201	1.475	37.5	1.505	38.2		
3102	3202	1.507	38.3	1.537	39.0		
3103	3203	1.538	39.1	1.568	39.8		
3104	3204	1.569	39.9	1.599	40.6		
3105	3205	1.600	40.7	1.631	41.4		
3106	3206	1.632	41.5	1.662	42.1		
3107	3207	1.663	42.2	1.693	42.9		
3108	3208	1.694	43.0	1.724	43.7		
3109	3209	1.725	43.8	1.756	44.5		
3110	3210	1.757	44.6	1.787	45.3		
3111	3211	1.788	45.4	1.818	46.1		
3112	3212	1.819	46.2	1.849	46.9		
3112	3213	1.850	47.0	1.881	47.7		
3114	3214	1.882	47.8	1.912	48.5		
3115	3215	1.913	48.6	1.943	49.3		
3116	3216	1.944	49.4	1.974	50.1		
3117	3217	1.975	50.2	2.006	50.9		
3118	3218	2.070	51.0	2.037	51.7		
3119	3219	2.038	51.8	2.068	52.5		
3120	3220	2.069	52.6	2.099	53.3		
3121	3221	2.100	53.4	2.131	54.1		
3122	3222	2.132	54.2	2.162	54.9		
3123	3223	2.163	55.0	2.193	55.6		
3124	3224	2.194	55.7	2.224	56.4		
3125	3225	2.225	56.5	2.256	57.2		
3126	3226	2.257	57.3	2.287	58.0		
3127	3227	2.288	58.1	2.318	58.8		
3128	3228	2.319	58.9	2.349	59.6		
3129	3229	2.350	59.7	2.381	60.4		
—	3230	2.382	60.5	2.412	61.2		
—	3231	2.413	61.3	2.443	62.0		
—	3232	2.444	62.1	2.474	62.8		
—	3233	2.475	62.9	2.505	63.6		

WARNING: Comealongs are not intended for use as dead ends and are not recommended to hold conductors at sag tension limits for longer than 6 hours.

HiTemp® Comealongs for ACSS and ACSS/TW Conductors 400000HT and 410000HT Series



HiTemp Comealongs are stringing tools designed for pulling conductors up to initial sag tensions. If the required tension is greater than the rated tension of a single comealong, two or more comealongs should be used (see Installation Instructions on pages 430 and 431). When desired sag tension is reached, the conductor should be dead ended promptly and the comealong removed.

Comealongs must receive periodic maintenance. This practice should consist of a thorough cleaning with close inspection for nicked or rough conductor grooves, cracked body, bent eye bolts, or damaged bail. The eyebolts should be kept clean and oiled. The conductor groove should be kept clean and dry. After each six months use and at the beginning of each job, all comealongs should be subjected to a pull test equal to its rated strength. If any damage is found, the comealong should be disposed of properly.

Features

Rugged Design

HiTemp Comealongs are highly engineered products. The comealong body is heat-treated for increased strength. The eyebolts are forged from high strength steel. The bail receives both magnaflux and dye check inspection to give high assurance of metal quality.

Fully Assembled

The HiTemp Comealong comes with all parts fully assembled and ready for use. Double lock nuts with cotter pins maintain proper body location. Peened eye bolts prevent loss of compression nut/washer combination.

Angled Bail

During installation, the angled bail of the comealong provides clearance between the chain link hoist and the fully annealed conductor. This prevents damage to the conductor and allows ease of accessory installation.

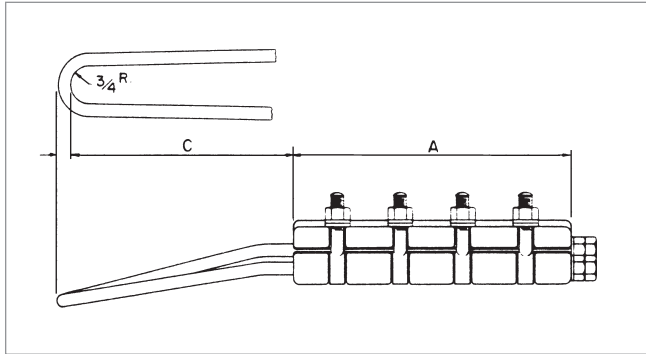
Each Comealong Tested and Rated

Each HiTemp Comealong is designed for a specific ACSS or ACSS/TW conductor. Generally, the rating of the comealong will be between 20% and 50% of the ASTM rated strength of the conductor. The actual rating will be determined after testing and stamped on the comealong in pounds. Every comealong ordered is individually tested prior to shipment.

WARNING!

Comealongs are not intended for use as dead ends and are not recommended to hold conductors at sag tension limits for longer than 6 hours.

HiTemp® Comealongs for ACSS Conductor, 400000HT Series



The 400000HT Series Comealong is specifically design for ACSS conductors. Each comealong is tested and identified for a specific conductor size.

Fully annealed strands of ACSS conductor will relax in a properly fitted comealong. This relaxation will result in a reduction in clamping force over time. ACSS conductors set quickly, resulting in larger amounts of creep in a shorter period of time compared to ACSR conductors. Therefore, comealongs are NOT intended for use as dead ends and are NOT recommended to hold conductors at sag tension limits for longer than 6 hours.

Ordering Instructions

Select the Comealong catalog number based on the conductor being used.

Example:

For 795 Drake ACSS Conductor, the Comealong catalog number would be:

401108HT

Notes:

1. For every two Comealongs ordered, the customer must furnish AFL a minimum of 10 feet of the specified conductor. All Comealongs are 100% tension tested.
2. Installation Instructions for Comealongs are on pages 452 and 453.

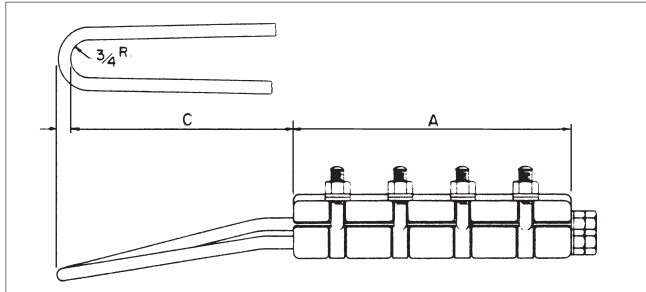
Catalog Number	Conductor				Dimensions				Eyebolts		Total Weight	
	Code Name	Size	Stranding	Diameter	A		C		Dia	No.	lbs	kg
		kcmil	Al/St	in	in	mm	in	mm				
400642HT	Partridge/ACSS	266.8	26/7	0.642	11.0	279	8.0	203	1/2	4	9.0	4.08
400701HT	Woodcock/ACSS	336.4	22/7	0.701	11.0	279	8.0	203	1/2	4	9.0	4.08
400720HT	Linnet/ACSS	336.4	26/7	0.720	11.0	279	8.0	203	1/2	4	9.0	4.08
400741HT	Oriole/ACSS	336.4	30/7	0.741	11.0	279	8.0	203	1/2	4	9.0	4.08
400752HT	Ptarmigan/ACSS	397.5	20/7	0.752	11.0	279	8.0	203	1/2	4	9.0	4.08
400772HT	Brant/ACSS	397.5	24/7	0.772	11.0	279	8.0	203	1/2	4	9.0	4.08
400783HT	Ibis/ACSS	397.5	26/7	0.783	11.0	279	8.0	203	1/2	4	9.0	4.08
400806HT	Lark/ACSS	397.5	30/7	0.806	11.0	279	8.0	203	1/2	4	9.0	4.08
400823HT	Tailorbird/ACSS	477.0	20/7	0.823	12.5	318	8.0	203	5/8	4	16.0	7.26
400846HT	Flicker/ACSS	477.0	24/7	0.846	12.5	318	8.0	203	5/8	4	16.0	7.26
400858HT	Hawk/ACSS	477.0	26/7	0.858	12.5	318	8.0	203	5/8	4	16.0	7.26
400883HT	Hen/ACSS	477.0	30/7	0.883	12.5	318	8.0	203	5/8	4	16.0	7.26
400901HT	Sapsucker/ACSS	556.5	22/7	0.901	12.5	318	8.0	203	5/8	4	16.0	7.26
400914HT	Parakeet/ACSS	556.5	24/7	0.914	12.5	318	8.0	203	5/8	4	16.0	7.26
400927HT	Dove/ACSS	556.5	26/7	0.927	12.5	318	8.0	203	5/8	4	16.0	7.26
400953HT	Eagle/ACSS	556.5	30/7	0.953	12.5	318	8.0	203	5/8	4	16.0	7.26
400954HT	Peacock/ACSS	605.0	24/7	0.953	12.5	318	8.0	203	5/8	4	16.0	7.26
400966HT	Squab/ACSS	605.0	26/7	0.966	12.5	318	8.0	203	5/8	4	16.0	7.26
400994HT	Wood Duck/ACSS	605.0	30/7	0.994	12.5	318	8.0	203	5/8	4	16.0	7.26
400994HT	Teal/ACSS	605.0	30/19	0.994	12.5	318	8.0	203	5/8	4	16.0	7.26
400963HT	Goldfinch/ACSS	636.0	22/7	0.963	12.5	318	8.0	203	5/8	4	16.0	7.26
400977HT	Rook/ACSS	636.0	24/7	0.977	12.5	318	8.0	203	5/8	4	16.0	7.26
400990HT	Grosbeak/ACSS	636.0	26/7	0.990	12.5	318	8.0	203	5/8	4	16.0	7.26



HiTemp® Comealongs for ACSS Conductor, 400000HT Series (cont.)

Catalog Number	Code Name	Conductor			Dimensions				Eyebolts		Total Weight	
		Size kcmil	Stranding Al/St	Diameter in	A		C		Dia	No.	lbs	kg
					in	mm	in	mm				
401019HT	Scoter/ACSS	636.0	30/7	1.019	12.5	318	8.0	203	5/8	4	16.0	7.26
401020HT	Egret/ACSS	636.0	30/19	1.019	12.5	318	8.0	203	5/8	4	16.0	7.26
401000HT	Flamingo/ACSS	666.6	24/7	1.000	12.5	318	8.0	203	5/8	4	16.0	7.26
401014HT	Gannet/ACSS	666.6	26/7	1.014	12.5	318	8.0	203	5/8	4	16.0	7.26
401036HT	Stilt/ACSS	715.5	24/7	1.036	12.5	318	8.0	203	5/8	4	16.0	7.26
401051HT	Starling/ACSS	715.5	26/7	1.051	12.5	318	8.0	203	5/8	4	16.0	7.26
401081HT	Redwing/ACSS	715.5	30/19	1.081	12.5	318	8.0	203	5/8	4	16.0	7.26
401092HT	Cuckoo/ACSS	795.0	24/7	1.092	12.5	318	8.0	203	5/8	4	16.0	7.26
401108HT	Drake/ACSS	795.0	26/7	1.108	12.5	318	8.0	203	5/8	4	16.0	7.26
401055HT	Macaw/ACSS	795.0	42/7	1.055	12.5	318	8.0	203	5/8	4	16.0	7.26
401063HT	Tern/ACSS	795.0	45/7	1.063	12.5	318	8.0	203	5/8	4	16.0	7.26
401092HT	Condor/ACSS	795.0	54/7	1.092	12.5	318	8.0	203	5/8	4	16.0	7.26
401140HT	Mallard/ACSS	795.0	30/19	1.140	12.5	318	8.0	203	5/8	4	16.0	7.26
401131HT	Ruddy/ACSS	900.0	45/7	1.131	12.5	318	8.0	203	5/8	4	16.0	7.26
401162HT	Canary/ACSS	900.0	54/7	1.162	12.5	318	8.0	203	5/8	4	16.0	7.26
401165HT	Corncrake/ACSS	954.0	20/7	1.165	12.5	318	8.0	203	5/8	4	16.0	7.26
401196HT	Redbird/ACSS	954.0	24/7	1.196	18.1	460	8.0	203	5/8	6	26.0	11.79
401165HT	Rail/ACSS	954.0	45/7	1.165	12.5	318	8.0	203	5/8	4	16.0	7.26
401175HT	Towhee/ACSS	954.0	48/7	1.175	12.5	318	8.0	203	5/8	4	16.0	7.26
401196HT	Cardinal/ACSS	954.0	54/7	1.196	18.1	460	8.0	203	5/8	6	26.0	11.79
401248HT	Canvasback/ACSS	954.0	30/19	1.248	18.1	460	8.0	203	5/8	6	26.0	11.79
401203HT	Snowbird/ACSS	1033.5	42/7	1.203	18.1	460	8.0	203	5/8	6	26.0	11.79
401212HT	Ortolan/ACSS	1033.5	45/7	1.212	18.1	460	8.0	203	5/8	6	26.0	11.79
401245HT	Curlew/ACSS	1033.5	54/7	1.245	18.1	460	8.0	203	5/8	6	26.0	11.79
401259HT	Bluejay/ACSS	1113.0	45/7	1.259	18.1	460	8.0	203	5/8	6	26.0	11.79
401293HT	Finch/ACSS	1113.0	54/19	1.293	18.1	460	8.0	203	5/8	6	26.0	11.79
401302HT	Bunting/ACSS	1192.5	45/7	1.302	18.1	460	8.0	203	5/8	6	26.0	11.79
401338HT	Grackle/ACSS	1192.5	54/19	1.338	18.1	460	8.0	203	5/8	6	26.0	11.79
401345HT	Bittern/ACSS	1272.0	45/7	1.345	18.1	460	8.0	203	5/8	6	26.0	11.79
401357HT	Diver/ACSS	1272.0	48/7	1.357	18.1	460	8.0	203	5/8	6	26.0	11.79
401382HT	Pheasant/ACSS	1272.0	54/19	1.382	18.1	460	8.0	203	5/8	6	26.0	11.79
401386HT	Dipper/ACSS	1351.5	45/7	1.386	18.1	460	8.0	203	5/8	6	26.0	11.79
401424HT	Martin/ACSS	1351.5	54/19	1.424	18.1	460	8.0	203	5/8	6	26.0	11.79
401427HT	Bobolink/ACSS	1431.0	45/7	1.427	18.1	460	8.0	203	5/8	6	26.0	11.79
401465HT	Plover/ACSS	1431.0	54/19	1.465	18.1	460	8.0	203	5/8	6	26.0	11.79
401466HT	Nuthatch/ACSS	1510.0	45/7	1.466	18.1	460	8.0	203	5/8	6	26.0	11.79
401505HT	Parrot/ACSS	1510.0	54/19	1.505	18.1	460	8.0	203	5/8	6	26.0	11.79
401492HT	Ratite/ACSS	1590.0	42/7	1.492	18.1	460	8.0	203	5/8	6	26.0	11.79
401504HT	Lapwing/ACSS	1590.0	45/7	1.504	18.1	460	8.0	203	5/8	6	26.0	11.79
401544HT	Falcon/ACSS	1590.0	54/19	1.544	18.1	460	8.0	203	5/8	6	26.0	11.79
401602HT	Chukar/ACSS	1780.0	84/19	1.602	18.1	460	8.0	203	5/8	6	26.0	11.79
401681HT	Mockingbird/ACSS	2034.5	72/7	1.681	18.1	460	8.0	203	5/8	6	26.0	11.79
401700HT	Roadrunner/ACSS	2057.0	76/19	1.700	18.1	460	8.0	203	5/8	6	26.0	11.79
401762HT	Bluebird/ACSS	2156.0	84/19	1.762	20.9	532	8.0	203	5/8	7	32.0	14.51
401735HT	Kiwi/ACSS	2167.0	72/7	1.735	18.1	460	8.0	203	5/8	6	26.0	11.79
401802HT	Thrasher/ACSS	2312.0	76/19	1.802	20.9	532	8.0	203	5/8	7	32.0	14.51
401880HT	Joree/ACSS	2515.0	76/19	1.880	20.9	532	8.0	203	5/8	7	32.0	14.51

HiTemp® Comealongs for ACSS/TW Conductor, 410000HT Series



Ordering Instructions

Select the Comealong catalog number based on the conductor being used.

Example:

For 795 Drake ACSS/TW Conductor, the Comealong catalog number would be:

410993HT

Notes:

1. For every two Comealongs ordered, the customer must furnish AFL a minimum of 10 feet of the specified conductor. All Comealongs are 100% tension tested.
2. Installation Instructions for Comealongs are on pages 452 and 453.

The 410000HT Series Comealong is specifically design for ACSS/TW conductors. Each comealong is tested and identified for a specific conductor size.

Fully annealed strands of ACSS/TW conductor will relax in a properly fitted comealong. This relaxation will result in a reduction in clamping force over time. ACSS/TW conductors set quickly, resulting in larger amounts of creep in a shorter period of time compared to ACSR conductors. Therefore, comealongs are NOT intended for use as dead ends and are NOT recommended to hold conductors at sag tension limits for longer than 6 hours.

Catalog Number	Conductor					Dimension				Eye Bolts		Total Weight	
	Code Word	Size	Type	Stranding	Diameter	A		B		Size	No.	lbs	kg
		kcmil		Al/St	in	in	mm	in	mm				
410693HT	Oriole/ACSS/TW	336.4	23	18 /7	0.693	11.0	279	8.0	203	1/2	4	9.0	4.08
410776HT	Flicker/ACSS/TW	477.0	13	18 /7	0.776	11.0	279	8.0	203	1/2	4	9.0	4.08
410789HT	Hawk/ACSS/TW	477.0	16	18 /7	0.789	11.0	279	8.0	203	1/2	4	9.0	4.08
410825HT	Hen/ACSS/TW	477.0	23	18 /7	0.825	12.5	318	8.0	203	5/8	4	16.0	7.26
410835HT	Parakeet/ACSS/TW	556.5	13	18 /7	0.835	12.5	318	8.0	203	5/8	4	16.0	7.26
410852HT	Dove/ACSS/TW	556.5	16	20 /7	0.852	12.5	318	8.0	203	5/8	4	16.0	7.26
410846HT	Mohawk/ACSS/TW	571.7	13	18/7	0.846	12.5	318	8.0	203	5/8	4	16.0	7.26
410858HT	Calumet/ACSS/TW	565.3	16	18/7	0.858	12.5	318	8.0	203	5/8	4	16.0	7.26
410890HT	Rook/ACSS/TW	636.0	13	19 /7	0.890	12.5	318	8.0	203	5/8	4	16.0	7.26
410908HT	Grosbeak/ACSS/TW	636.0	16	20 /7	0.908	12.5	318	8.0	203	5/8	4	16.0	7.26
410953HT	Scoter/ACSS/TW	636.0	23	18 /7	0.953	12.5	318	8.0	203	5/8	4	16.0	7.26
410927HT	Oswego/ACSS/TW	664.8	16	20/7	0.927	12.5	318	8.0	203	5/8	4	16.0	7.26
410913HT	Mystic/ACSS/TW	666.6	13	20/7	0.913	12.5	318	8.0	203	5/8	4	16.0	7.26
410977HT	Maumee/ACSS/TW	768.2	13	20/7	0.977	12.5	318	8.0	203	5/8	4	16.0	7.26
410990HT	Wabash/ACSS/TW	762.8	16	20/7	0.990	12.5	318	8.0	203	5/8	4	16.0	7.26
410960HT	Tern/ACSS/TW	795.0	7	17 /7	0.960	12.5	318	8.0	203	5/8	4	16.0	7.26
410980HT	Puffin/ACSS/TW	795.0	10	18 /7	0.980	12.5	318	8.0	203	5/8	4	16.0	7.26
410993HT	Condor/ACSS/TW	795.0	13	20 /7	0.993	12.5	318	8.0	203	5/8	4	16.0	7.26
411010HT	Drake/ACSS/TW	795.0	16	20 /7	1.010	12.5	318	8.0	203	5/8	4	16.0	7.26
411080HT	Canary/ACSS/TW	900.0	13	30 /7	1.080	12.5	318	8.0	203	5/8	4	16.0	7.26
411077HT	Fraser/ACSS/TW	946.7	10	35/7	1.077	12.5	318	8.0	203	5/8	4	16.0	7.26
411044HT	Phoenix/ACSS/TW	954.0	5	30 /7	1.044	12.5	318	8.0	203	5/8	4	16.0	7.26



HiTemp® Comealongs for ACSS/TW Conductor, 41000HT Series (cont.)

Catalog Number	Conductor					Dimension				Eye Bolts		Total Weight	
	Code Word	Size	Type	Stranding	Diameter	A		B		Size	No.	lbs	kg
		kcmil		Al/St	in	in	mm	in	mm				
411061HT	Rail/ACSS/TW	954.0	7	32 /7	1.061	12.5	318	8.0	203	5/8	4	16.0	7.26
411060HT	Kettle/ACSS/TW	957.2	7	32/7	1.060	12.5	318	8.0	203	5/8	4	16.0	7.26
411092HT	Columbia/ACSS/TW	966.2	13	21/7	1.092	12.5	318	8.0	203	5/8	4	16.0	7.26
411108HT	Suwannee/ACSS/TW	959.6	16	22/7	1.108	12.5	318	8.0	203	5/8	4	16.0	7.26
411089HT	Snowbird/ACSS/TW	1033.5	5	30 /7	1.089	12.5	318	8.0	203	5/8	4	16.0	7.26
411102HT	Ortolan/ACSS/TW	1033.5	7	32 /7	1.102	12.5	318	8.0	203	5/8	4	16.0	7.26
411128HT	Curlew/ACSS/TW	1033.5	13	22 /7	1.128	12.5	318	8.0	203	5/8	4	16.0	7.26
411131HT	—	1080.0	7	20/7	1.131	12.5	318	8.0	203	5/8	4	16.0	7.26
411129HT	Avocet/ACSS/TW	1113.0	5	30 /7	1.129	12.5	318	8.0	203	5/8	4	16.0	7.26
411143HT	Bluejay/ACSS/TW	1113.0	7	33 /7	1.143	12.5	318	8.0	203	5/8	4	16.0	7.26
411185HT	Finch/ACSS/TW	1113.0	13	38 /19	1.185	18.1	460	8.0	203	5/8	6	26.0	11.79
411165HT	Genesee/ACSS/TW	1158.0	7	33/7	1.165	12.5	318	8.0	203	5/8	4	16.0	7.26
411196HT	Hudson/ACSS/TW	1158.4	13	26/7	1.196	18.1	460	8.0	203	5/8	6	26.0	11.79
411155HT	Cheyenne/ACSS/TW	1168.1	5	30/7	1.155	12.5	318	8.0	203	5/8	4	16.0	7.26
411167HT	Oxbird/ACSS/TW	1192.5	5	30 /7	1.167	18.1	460	8.0	203	5/8	6	26.0	11.79
411181HT	Bunting/ACSS/TW	1192.5	7	33 /7	1.181	18.1	460	8.0	203	5/8	6	26.0	11.79
411225HT	Grackle/ACSS/TW	1192.5	13	38 /19	1.225	18.1	460	8.0	203	5/8	6	26.0	11.79
411245HT	Yukon/ACSS/TW	1233.6	13	38/19	1.245	18.1	460	8.0	203	5/8	6	26.0	11.79
411213HT	Nelson/ACSS/TW	1257.1	7	35/7	1.213	18.1	460	8.0	203	5/8	6	26.0	11.79
411202HT	Scissortail/ACSS/TW	1272.0	5	30 /7	1.202	18.1	460	8.0	203	5/8	6	26.0	11.79
411203HT	Catawba/ACSS/TW	1272.0	5	30/7	1.203	18.1	460	8.0	203	5/8	6	26.0	11.79
411220HT	Bittern/ACSS/TW	1272.0	7	35 /7	1.220	18.1	460	8.0	203	5/8	6	26.0	11.79
411264HT	Pheasant/ACSS/TW	1272.0	13	39 /19	1.264	18.1	460	8.0	203	5/8	6	26.0	11.79
411290HT	Thames/ACSS/TW	1334.6	13	39/19	1.290	18.1	460	8.0	203	5/8	6	26.0	11.79
411256HT	Dipper/ACSS/TW	1351.5	7	35 /7	1.256	18.1	460	8.0	203	5/8	6	26.0	11.79
411300HT	Martin/ACSS/TW	1351.5	13	39 /19	1.300	18.1	460	8.0	203	5/8	6	26.0	11.79
411259HT	Mackenzie/ACSS/TW	1359.7	7	36/7	1.259	18.1	460	8.0	203	5/8	6	26.0	11.79
411248HT	Truckee/ACSS/TW	1372.5	5	30/7	1.248	18.1	460	8.0	203	5/8	6	26.0	11.79
411291HT	Bobolink/ACSS/TW	1431.0	7	36 /7	1.291	18.1	460	8.0	203	5/8	6	26.0	11.79
411337HT	Plover/ACSS/TW	1431.0	13	37 /19	1.337	18.1	460	8.0	203	5/8	6	26.0	11.79
411340HT	Merrimack/ACSS/TW	1433.6	13	39/19	1.340	18.1	460	8.0	203	5/8	6	26.0	11.79
411302HT	Miramichi/ACSS/TW	1455.3	7	36/7	1.302	18.1	460	8.0	203	5/8	6	26.0	11.79
411292HT	St. Croix/ACSS/TW	1467.8	5	33/7	1.292	18.1	460	8.0	203	5/8	6	26.0	11.79
411382HT	Rio Grande/ACSS/TW	1533.3	13	39/19	1.382	18.1	460	8.0	203	5/8	6	26.0	11.79
411345HT	Potomac/ACSS/TW	1557.4	7	36/7	1.345	18.1	460	8.0	203	5/8	6	26.0	11.79
411334HT	Platte/ACSS/TW	1569.0	5	33/7	1.334	18.1	460	8.0	203	5/8	6	26.0	11.79
411358HT	Lapwing/ACSS/TW	1590.0	7	36 /7	1.358	18.1	460	8.0	203	5/8	6	26.0	11.79
411408HT	Falcon/ACSS/TW	1590.0	13	42 /19	1.408	18.1	460	8.0	203	5/8	6	26.0	11.79
411424HT	Pecos/ACSS/TW	1622.0	13	39/19	1.424	18.1	460	8.0	203	5/8	6	26.0	11.79
411386HT	Schuylkill/ACSS/TW	1657.4	7	36/7	1.386	18.1	460	8.0	203	5/8	6	26.0	11.79
411470HT	James/ACSS/TW	1730.6	13	34/19	1.470	18.1	460	8.0	203	5/8	6	26.0	11.79
411427HT	Pee Dee/ACSS/TW	1758.6	7	37/7	1.427	18.1	460	8.0	203	5/8	6	26.0	11.79
411445HT	Chukar/ACSS/TW	1780.0	8	37 /19	1.445	18.1	460	8.0	203	5/8	6	26.0	11.79
411545HT	Cumberland/ACSS/TW	1926.9	13	42/19	1.545	18.1	460	8.0	203	5/8	6	26.0	11.79
411504HT	Athabaska/ACSS/TW	1949.6	7	42/7	1.504	18.1	460	8.0	203	5/8	6	26.0	11.79
411602HT	Powder/ACSS/TW	2153.8	8	64/19	1.602	18.1	460	8.0	203	5/8	6	26.0	11.79
411608HT	Bluebird/ACSS/TW	2156.0	8	64 /19	1.608	18.1	460	8.0	203	5/8	6	26.0	11.79
411762HT	Santee/ACSS/TW	2627.3	8	64/19	1.762	18.1	460	8.0	203	5/8	6	26.0	11.79

Installation Instructions

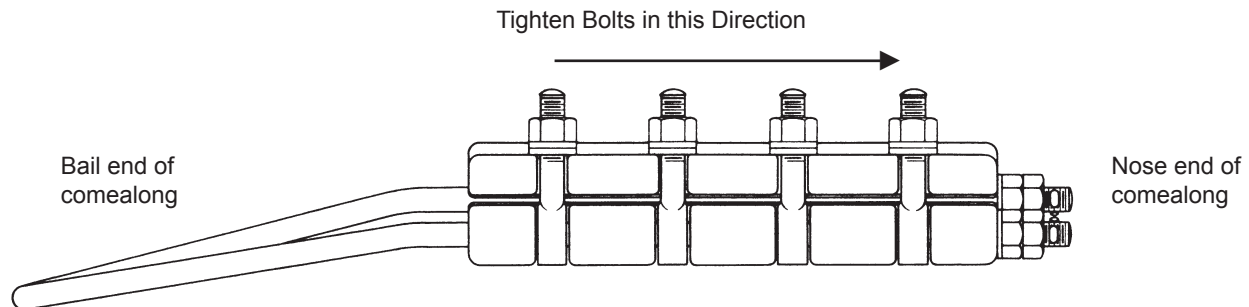
Comealongs

Unused Comealongs

1. Loosen bolts so that the comealong may be opened sufficiently. Check for cleanliness of bore and permit conductor entry into the conductor groove.
2. Position the comealong a minimum of 10 feet from the dead end or joint being installed. This will assist in reducing the potential for birdcaging of the conductor during compression.
3. Place the conductor into the conductor groove of the comealong, then close the comealong and finger tighten the bolts.
4. Using a torque wrench, tighten bolts in sequence from bail end to nose of the comealong (see diagram below). It will take a minimum of 6 passes to achieve the correct torque on each bolt. On the first pass, tighten the bolts to 80% of the target torque (1/2" bolt - 32 lb ft, 5/8" bolt - 48 lb ft). On each subsequent pass, tighten the bolts to the target torque (1/2" bolt - 40 lb ft, 5/8" bolt - 60 lb ft), ensuring proper clamping force is achieved.

Used Comealongs

1. Comealongs must receive periodic maintenance. This practice should consist of a thorough cleaning with close inspection for nicked or rough conductor grooves, cracked body, bent eyebolts or damaged bails. The eyebolts should be kept clean and oiled (McLube 1708L or equivalent). If any damage is found, the comealong should be disposed of properly.
2. After cleaning, each comealong should be subjected to a pull test equal to the rated strength stamped on the comealong.
3. Follow sequence 1 through 4 for Unused Comealongs above.



WARNING: Comealongs are not intended for use as dead ends and are not recommended to hold conductors at sag tension limits for longer than 6 hours.

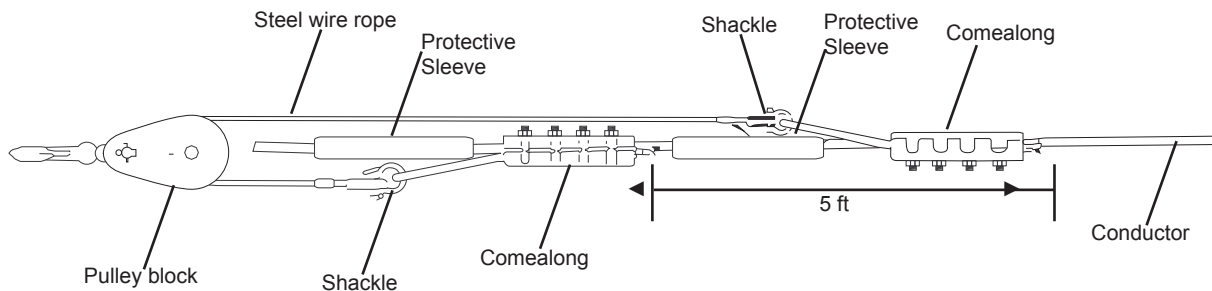
Installation Instructions

Comealongs

Using Comealongs in Tandem

1. If the installation tension is greater than the rated strength of one comealong, then comealongs must be used in tandem. The comealong bails should be bridled with a sling (consisting of shackles and wire rope) and pulley block to insure equal distribution of the load. To prevent damage to the conductor by the shackles, place protective sleeves over the conductor (per drawing above).
2. The rated strength of this tandem configuration is 150% of the lowest rated comealong. For example, if one comealong is rated for 8,000 lbs and the other rated for 10,000 lbs, then these two comealongs in tandem will have a rated strength of 12,000 lbs (150% of 8,000 lbs).

For more information on using comealongs in tandem, contact the AFL Technical Support Team at 1.800.866.7385.



WARNING: Comealongs are not intended for use as dead ends and are not recommended to hold conductors at sag tension limits for longer than 6 hours.

