
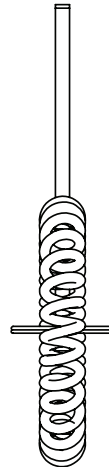
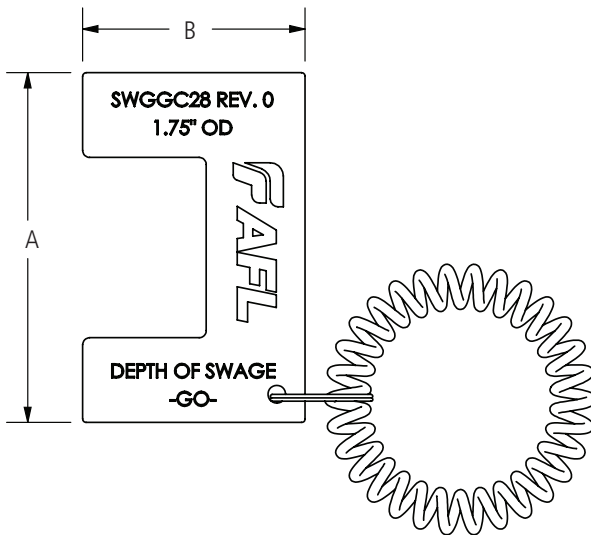


## SWGGC Swage Cable Gauge

A Swage cable gauge is used to measure the depth of the swage compression. It is also used to determine what size tool is needed for the job.



### Ordering Information

AFL NO.	FITTING O.D. (INCHES)	DIE SIZE
SWGGC16	1	45TD16
SWGGC20	1.25	45TD20
SWGGC24	1.5	45TD24
SWGGC28	1.75	45TD28
SWGGC30	1.875	45TD30
SWGGC32	2	45TD32
SWGGC36	2.25	45TD36
SWGGC44	2.75	65TD44