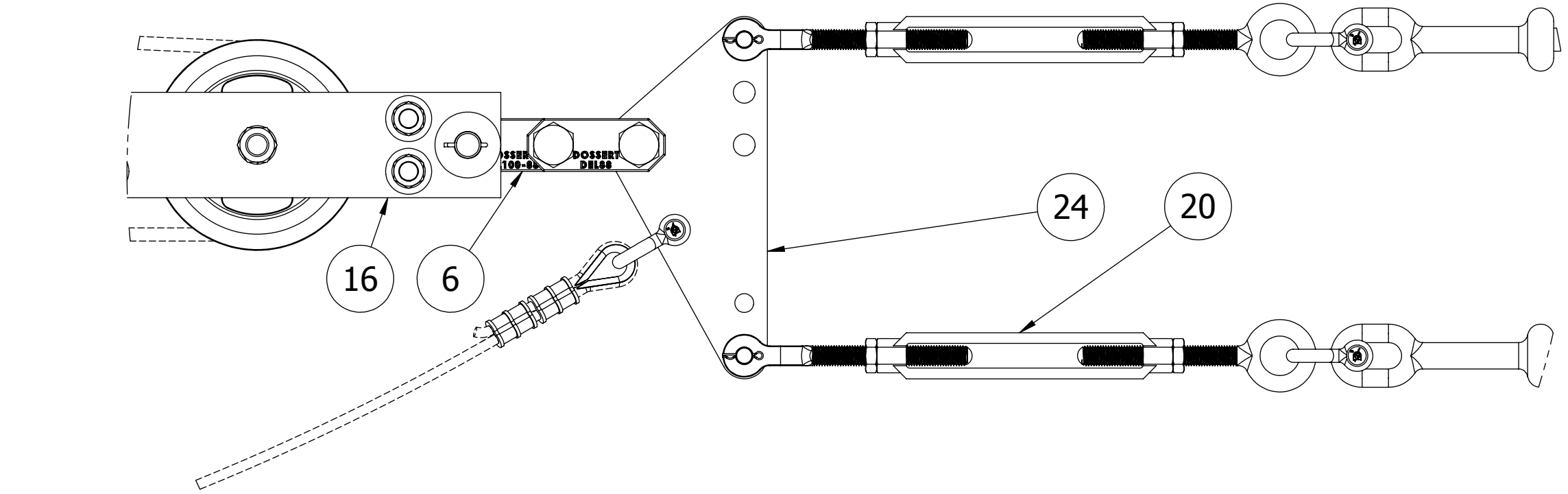
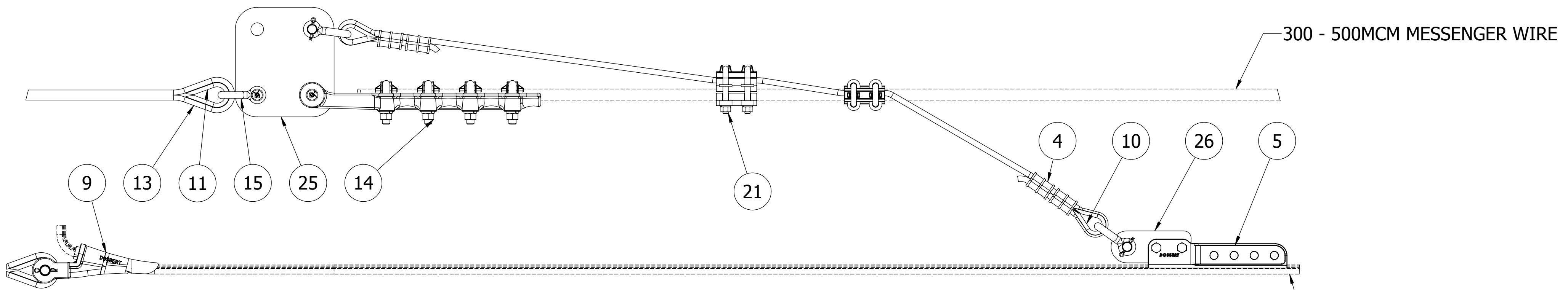


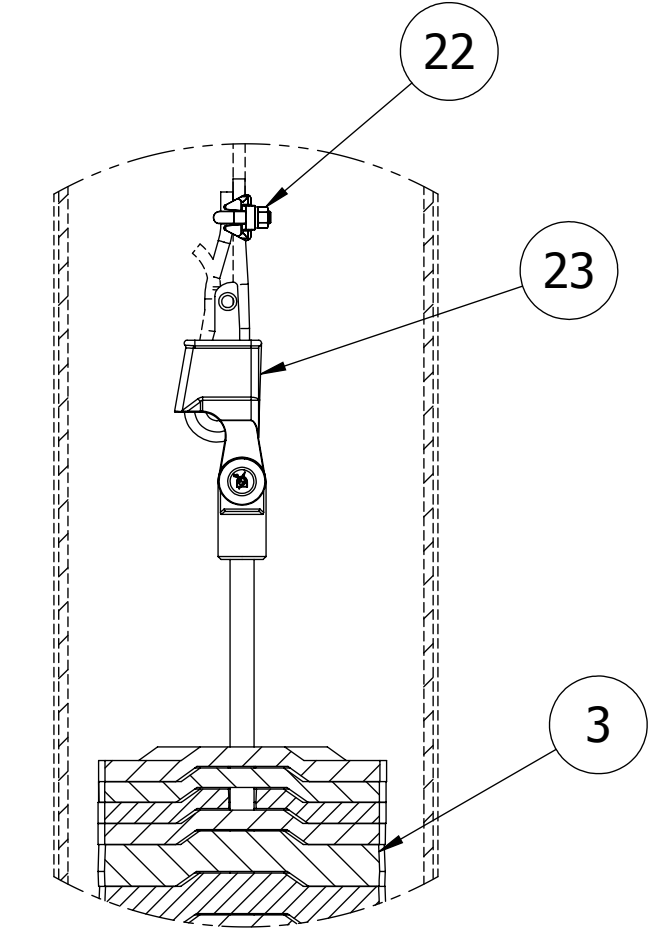
PARTS LIST			
ITEM	QTY.	PART NUMBER	DESCRIPTION
1	1	BWA-IBRKT-A01	BWA, MTG BRACKET, INTERNAL, RND POLE
2	1	BWA-LTS-01	BWA, STOP, LOW TEMPERATURE, THRU POLE MTG, RND POLE
3	1	BWS-IN-2500-01	BWA, WEIGHT KIT, INTERNAL, 2500 LBS, 12" DIA
4	12	CSNP-38PL	SLEEVE, COMPRESSION, 3/8", PLAIN
5	1	DEFS34T-3	DEAD END, CONTACT WIRE, 4 SCREW, WITH CLEVIS, 350 MCM CW, BRZ
6	1	DEL-BWA-01	LINK, KIT, BWA SINGLE PULLEY-YOKE ADAPTER
7	2	DLI4A2-01	INSULATOR, STRAIN, CLEVIS/EYE, 28" LONG, 6" SHEDS, 25KV, INLINE, 36K
8	1	DPA66-50-INT	PULLEY, DOUBLE, OFFSET FOR INTERNAL WEIGHT, 1/2" WIRE SIZE
9	1	FTDEW35-T	DEAD END, CONTACT WIRE, 350 MCM, CLEVIS W/ 5/8" PIN
10	6	G408-38	THIMBLE, 3/8", OPEN, HDG
11	4	G408-50	THIMBLE, 1/2", OPEN, HDG
12	1	HCB-BW100X88-ST	HINGE, BWA, TONGUE, PULLEY MOUNTING, 7-3/8" H X 1-1/2" THK
13	4	SDE-5107-SS304	DEAD END, GUY GRIP, 1/2" DIA, STAINLESS STEEL, TYPE 304
14	1	SEC50-H-4-RR	DEAD END, INLINE CLAMP, 4/0-500 MCM, BRZ
15	8	SHP213-8099	SHACKLE, ANCHOR, 1/2", PIN 5/8", SML: 24K
16	1	SPA66-50-106-2	PULLEY, SINGLE, FOR BWA, 1/2" WIRE SIZE, W/ 1/2" THIMBLE
17	*	SSAC-38	WIRE ROPE, 3/8" DIA, 7X19, TYPE SS 304, BS:12000 LBS
18	*	SSAC-50-19X7IWRC	WIRE ROPE, 1/2" DIA, 19X7, TYPE SS 304, IWRC NON-ROTATING, BS: 20520 LBS
19	1	SWMB-SF02	BRACKET, RND POLE, 9" TO 16" DIA, BACK-BACK BWA SAFETY, HDG
20	2	TBJE026-512	TURNBUCKLE, JAW/EYE, 3/4" X 9", SML 26K, WITH JAMNUTS
21	2	UP50-21-RR	CLAMP, PARALLEL, 2 U-BOLT, 300-500MCM & TAP #1 STR - 4/0 STR, BRZ
22	4	WFC50-G450-131	WIRE CLIP, 1/2", FORGED BODY, HDG
23	1	WSUS4T-50-02	WEDGE GRIP, 1/2" WIRE ROPE, W/CLEVIS FOR BWA
24	1	YPLT-BWA-616-01	YOKE PLATE, SD-BWA, MW: 6,000/CW: 3,000 12" CCX4
25	1	YPLT-DNG-M02	YOKE PLATE, DOWNGUY, STL, HDG, SML: 58,300
26	1	YPLT-MPA-M02	YOKE PLATE, DEADEND PULLOFF LINK, STL, HDG



DETAIL A



DETAIL B



DETAIL C

350 MCM GROOVED CONTACT WIRE

LOCATION		CONTRACT NO		CUST/CONTR	
THIS DRAWING AND ALL INFORMATION ON IT IS THE PROPERTY OF AFL. IT IS CONFIDENTIAL AND IT IS GIVEN TO YOU FOR A LIMITED PURPOSE AND MUST BE RETURNED UPON REQUEST. NEITHER THIS DRAWING OR ANY PART OF IT NOR ANY INFORMATION CONCERNING IT MAY BE COPIED, EXHIBITED, OR FURNISHED TO OTHERS NOR PHOTOGRAPHS TAKEN OF ANY ARTICLE FABRICATED OR ASSEMBLED FROM THE DRAWING WITHOUT THE CONSENT OF AFL.		REVISIONS		DRN BY: HV DRN DATE: 4.27.15 CHK BY: JL CHK DATE: 4.27.15 PA 2015.231.0	
		REV	DESCRIPTION	DATE	BY
				AFL DOSSERT® BALANCE WEIGHT ASSEMBLY, INSIDE POLE, 3000 LBS, 25KVAC REV P/N: 0 BWA2-HSR-01 DWG NO: AFLS-BWA2-HSR-01 1 OF 1	