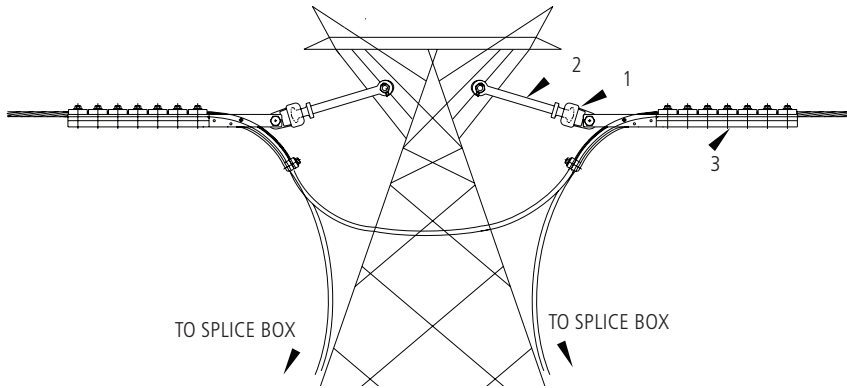


OPGW Double Dead End Lattice Tower Configuration Assemblies



AFL NO.

OLTDD1

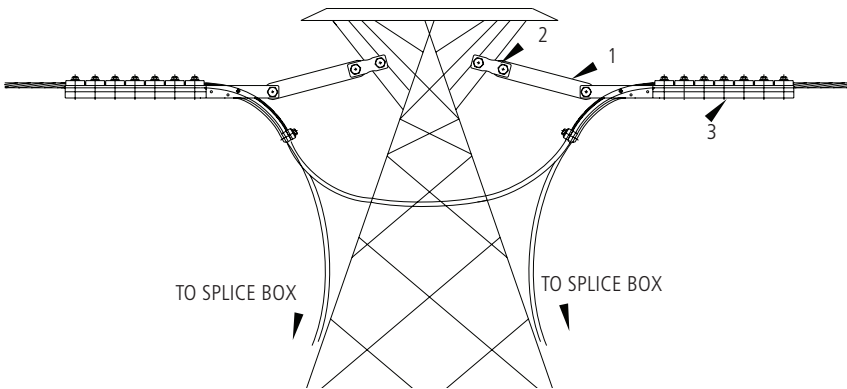
Assembly Code

DNOXXXX

Cable Spec. Number

Bill of Material

Item	Description	Material	AFL or Dwg. No.	Req'd	Remarks
1	Socket Eye	Galvanized Steel	SE-BDE	2	
2	Y-Clevis Ball Hot Link	Galvanized Steel	YCBHL	2	Pin Dia. = 0.75" (19 mm)
3	Bolted Dead End (Included)	Aluminum	Determined by AFL	2	



AFL NO.

OLTDD2

Assembly Code

DNOXXXX

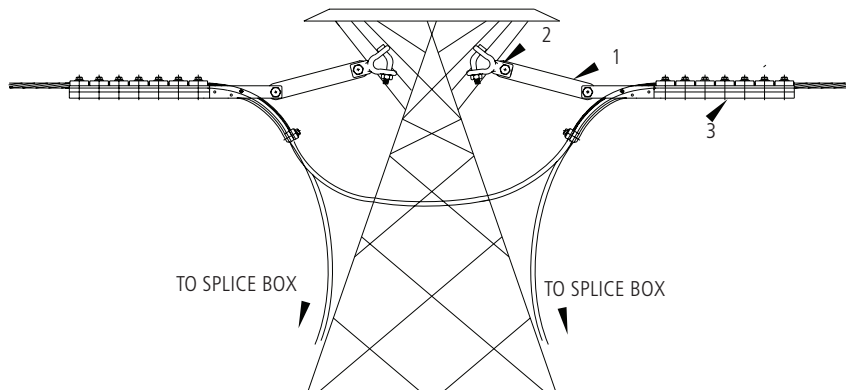
Cable Spec. Number

Bill of Material

Item	Description	Material	AFL or Dwg. No.	Req'd	Remarks
1	Link Plate	Aluminum	ODELP10	2	
2	Y-Clevis Clevis	Galvanized Steel	YCC	2	Pin Dia. = 0.75" (19 mm)
3	Bolted Dead End (Included)	Aluminum	Determined by AFL	2	

continued
→

OPGW Double Dead End Lattice Tower Configuration Assemblies (cont.)



AFL NO.

OLTDD3

Assembly Code

DNOXXXX

Cable Spec. Number

Bill of Material

Item	Description	Material	AFL or Dwg. No.	Req'd	Remarks
1	Link Plate	Aluminum	ODELP10	2	
2	Y-Clevis Clevis 90	Galvanized Steel	YCC-90	2	Pin Dia. = 0.75" (19 mm)
3	Bolted Dead End (Included)	Aluminum	Determined by AFL	2	