






PLAG6AFS Termination Guide



Strip the cable on 50 mm.
Cut the paire green/white and blue/white at 20 mm



Slide the plastic tongue under the jacket




PLAG6AFS Termination Guide

8.



Fix the metallic tongue to the aluminum foil with the cable tie

9.



10.



Use a screw driver to open the PLAG6AFS