

F AFL

BRANDING GUIDE

Table of Contents

The AFL Name	2
Corporate Colors	4
Corporate Logo	5
Typography	10
Packaging	14
Vehicles	15
Signage	16

The AFL Name

Throughout AFL’s history, our name has evolved due to acquisitions and growth. There are many factors that have contributed to the variations over time, but the main thing to take away from this is, **OUR NAME IS AFL.**

Our legal name is AFL Telecommunications, so if you are filling out legal documents, that is acceptable, but if someone asks where you work, your reply should be, **“I work at AFL.”**

Our website is AFLglobal.com. It’s named that because someone else secured the AFL.com domain a long time ago and will not release it. This shouldn’t be too confusing though. Several companies have web addresses that differ from the company name.

Please visit www.JustAFL.com for more information on our name and guidance with e-mail signatures and voice mail greetings.



If you have any questions about how to properly use the AFL logo or are having difficulty finding the proper format, please contact the AFL Marketing Communications Group at: Marketing@AFLglobal.com.

AFL Branding

What is a brand?

The American Marketing Association defines a brand as “a name, term, sign, symbol or design, or a combination of them intended to identify the goods and services of one seller or group of sellers and to differentiate them from those of other sellers.” In other words, a brand is a combination of items that make up a company, product or service’s personality. The company’s brand sets it apart.

A brand is more than a logo

It’s easy to think that a brand is just a logo, but a brand includes so much more. A brand often includes a logo, fonts, color schemes, symbols, sound, ideas and even personality. A strong brand evokes in consumers an emotion and a promise of what it will deliver without the consumer having to do much research (if any).

Brands have value

A brand affects the bottom line. If you don’t believe it, just ask someone why they prefer purchasing a pair of athletic shorts from Nike instead of a generic brand. Brand adds value.

What our brand means

At AFL, our success is directly tied to our relationship with each of our customers. Nothing is more important than responding to our customers and exceeding their expectations. AFL’s people make the real difference. Our people go to extraordinary lengths to deliver what the customer needs and desires.

This focus on relationships extends to our internal relationships. We connect with our customers and each other, providing the best level of service and open lines of communication. We ensure that customer satisfaction is our highest priority.

To support the relationship with each customer, AFL provides proven, reliable products, engineering excellence and end-to-end solutions that make working with us easier. Further contributing to AFL’s strong position is our track record, over a 40-year history of success, and the strength and support from our parent company, Fujikura.



WHO WE ARE
OUR ORGANIZATION

If you have any questions about how to properly use the AFL logo or are having difficulty finding the proper format, please contact the AFL Marketing Communications Group at: Marketing@AFLglobal.com.

Corporate Colors

Print and Web Color Specifications

Bright Blue		4-Color Process C70 / M0 / Y0 / K0 RGB R0 / G192 / B243	Pantone PMS 298C Web 00C0F3	Toyo CF 10395
Deep Blue		4-Color Process C100 / M70 / Y0 / K30 RGB R0 / G66 / B130	Pantone PMS 662C Web 004282	Toyo CF 10933
Black		4-Color Process C0 / M0 / Y0 / K100 RGB R0 / G0 / B0	Pantone PMS Process Black Web 231F20	Toyo CF 10933
Green (accent color)		4-Color Process C29 / M0 / Y100 / K0 RGB R193 / G216 / B47	Pantone PMS 382C Web C1D82F	Toyo CF 10224
Gradient (accent color)		4-Color Process C70 / M0 / Y0 / K0 to C100 / M70 / Y0 / K30 RGB R0 / G192 / B243 to R0 / G66 / B130	Pantone PMS 298C to 662C Web C1D82F to 004282	
Alternate to Gradient		4-Color Process C86 / M54 / Y13 / K2 RGB R40 / G109 / B63		

Vinyl Color Specifications

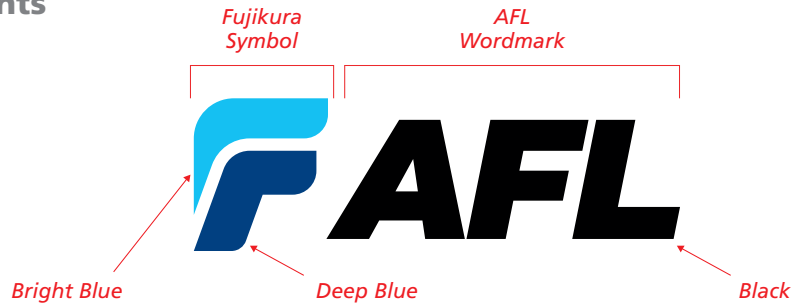
(used for signage and vehicle graphics)

Bright Blue		ORACAL 751 056 Ice Blue ORACAL 8800 (trans) 547 Fjord Blue	ORACAL 651 056 Ice Blue ORACAL 8500 (trans) 053 Light Blue	FDC 2100 108 Peacock Blue FDC 2500 (trans) 108 Light Baby Blue
Deep Blue		ORACAL 751 057 Traffic Blue ORACAL 8800 (trans) 536 Middle Blue	ORACAL 651 057 Traffic Blue ORACAL 8500 (trans) 542 Caribic Blue	FDC 2100 005 Blue FDC 2500 (trans) 017 Cobalt Blue
Black		ORACAL 751 070 Black ORACAL 8800 (trans) 070 Black	ORACAL 651 070 Black ORACAL 8500 (trans) 070 Black	FDC 2100 003 Gloss Black FDC 2500 (trans) 040 Black
Green (accent color)		ORACAL 751 063 Lime-tree Green ORACAL 8800 (trans) 063 Lime-tree Green	ORACAL 651 063 Lime-tree Green ORACAL 8500 (trans) 063 Lime-tree Green	FDC 2100 257 Lime Green FDC 2500 (trans) N/A

If you have any questions about how to properly use the AFL logo or are having difficulty finding the proper format, please contact the AFL Marketing Communications Group at: Marketing@AFLglobal.com.

Corporate Logo

Components



Protected Space

Protected space allows the corporate logo to be seen clearly and prevents interference from headlines, text, imagery or the edge of the document or project. Whenever possible use more than the minimum amount of protected space. The minimum protected space dimension is defined by the height of the Fujikura symbol (stylized "F").



Minimum Size



If you have any questions about how to properly use the AFL logo or are having difficulty finding the proper format, please contact the AFL Marketing Communications Group at: Marketing@AFLglobal.com.

Corporate Logo

Approved Logo Usage



Below are examples of how to correctly use the AFL logo. You will notice that on this and the next few pages, there are far more ways to incorrectly use the AFL logo than there are to correctly use it.

Logos can be downloaded from the AFL intranet [here](#).

Non-AFL associates can contact the AFL Marketing Communications Group for AFL logo artwork.



Spot or process color on white background.



Spot or process color on light colored background. Background should not exceed 20% total coverage.



Reversed out of a black background.



Reversed out of a photo image.



Reversed out of a dark solid colored background.



Reversed out of AFL blue gradient (color specs on page 4).



Solid black on a white or light colored background. Background should not exceed 20% total coverage.

If you have any questions about how to properly use the AFL logo or are having difficulty finding the proper format, please contact the AFL Marketing Communications Group at: Marketing@AFLglobal.com.

Corporate Logo

Incorrect Logo Usage



Never place a tagline, phrase or subsidiary name within the protected space.



Do not compress the logo horizontally. Always scale proportionately.



Do not stretch the corporate logo horizontally. Always scale proportionately.



Never change the font used to create the AFL wordmark or redraw the letters.



Never produce the spot or process color logo in grayscale. If using the logo in a black & white (B&W) environment, use only solid Black or solid White.

If you have any questions about how to properly use the AFL logo or are having difficulty finding the proper format, please contact the AFL Marketing Communications Group at: Marketing@AFLglobal.com.

Corporate Logo

Incorrect Logo Usage



Never add an outline to the logo.



Never produce the logo in a color that is not specified in the Branding Guide.



Never change the orientation of the logo.



Never use the AFL wordmark without the Fujikura symbol.



Never alter the position of the elements within the logo.

If you have any questions about how to properly use the AFL logo or are having difficulty finding the proper format, please contact the AFL Marketing Communications Group at: Marketing@AFLglobal.com.

Corporate Logo

Incorrect Logo Usage



Never alter the proportions of the elements within the logo.



Never crop the logo in any way.



Never create a “read-through” header with the logo or place in a text field that violates the protected space.



Never alter or redraw the Fujikura symbol.



Never use the Fujikura symbol by itself. It must be accompanied by either the Fujikura wordmark or the AFL wordmark.

**There could be unique situations (small product labelling, for example) where space or size is not adequate for the complete AFL wordmark. In these situations, permission may be obtained from Fujikura to use the Fujikura symbol. Do not use the Fujikura symbol in any situation without written permission from Fujikura first. Please contact AFL Marketing Communications Group for instructions on obtaining permission from Fujikura.*

If you have any questions about how to properly use the AFL logo or are having difficulty finding the proper format, please contact the AFL Marketing Communications Group at: Marketing@AFLglobal.com.

Typography

Typeface

Frutiger is the primary typeface to be used for all external marketing and communications materials.

Do not distort or alter a font in any way. Be sure to use the original typeface without stretching or compressing it horizontally. If you have any questions about how to properly use Frutiger, or have difficulty obtaining the font, please contact the AFL Marketing Communications Group at: Marketing@AFLglobal.com.

Within the Frutiger family, there are 14 fonts of varying weights that may be used.

Frutiger 47 Light Condensed

ABCDEFGHIJKLMNOPQRSTUVWXYZ

abcdefghijklmnopqrstuvwxyz1234567890!@#%&^*+

Frutiger 57 Condensed

ABCDEFGHIJKLMNOPQRSTUVWXYZ

abcdefghijklmnopqrstuvwxyz1234567890!@#%&^*+

Frutiger 67 Bold Condensed

ABCDEFGHIJKLMNOPQRSTUVWXYZ

abcdefghijklmnopqrstuvwxyz1234567890!@#%&^*+

Frutiger 77 Black Condensed

ABCDEFGHIJKLMNOPQRSTUVWXYZ

abcdefghijklmnopqrstuvwxyz1234567890!@#%&^*+

Frutiger 87 Extra Black Condensed

ABCDEFGHIJKLMNOPQRSTUVWXYZ

abcdefghijklmnopqrstuvwxyz1234567890!@#%&^*+

Frutiger 45 Light

ABCDEFGHIJKLMNOPQRSTUVWXYZ

abcdefghijklmnopqrstuvwxyz1234567890!@#%&^*+

Frutiger 46 Light Italic

ABCDEFGHIJKLMNOPQRSTUVWXYZ

abcdefghijklmnopqrstuvwxyz1234567890!@#%&^*+

If you have any questions about how to properly use the AFL logo or are having difficulty finding the proper format, please contact the AFL Marketing Communications Group at: Marketing@AFLglobal.com.

Typography

Typeface (continued)

Frutiger 55 Roman

ABCDEFGHIJKLMNOPQRSTUVWXYZ
abcdefghijklmnopqrstuvwxyz1234567890!@#\$%^&*+

Frutiger 56 Light Italic

ABCDEFGHIJKLMNOPQRSTUVWXYZ
abcdefghijklmnopqrstuvwxyz1234567890!@#\$%^&+*

Frutiger 65 Bold

ABCDEFGHIJKLMNOPQRSTUVWXYZ
abcdefghijklmnopqrstuvwxyz1234567890!@#\$%^&*+

Frutiger 66 Bold Italic

ABCDEFGHIJKLMNOPQRSTUVWXYZ
abcdefghijklmnopqrstuvwxyz1234567890!@#\$%^&*+

Frutiger 75 Black

ABCDEFGHIJKLMNOPQRSTUVWXYZ
abcdefghijklmnopqrstuvwxyz1234567890!@#\$%^&*+

Frutiger 76 Black Italic

ABCDEFGHIJKLMNOPQRSTUVWXYZ
abcdefghijklmnopqrstuvwxyz1234567890!@#\$%^&*+

Frutiger 95 Ultra Black

ABCDEFGHIJKLMNOPQRSTUVWXYZ
abcdefghijklmnopqrstuvwxyz1234567890!@#\$%^&*+

Typography

Typeface (continued)

Forza is the secondary typeface that can be used as an alternative to Frutiger. Forza is typically used in one-off projects when consistency isn't as critical. Forza would not be used in standardized documents (specification sheets, for example) that require consistency in all documents.

Do not distort or alter a font in any way. Be sure to use the original typeface without stretching or compressing it horizontally. If you have any questions about how to properly use Forza or have difficulty obtaining the font, please contact the AFL Marketing Communications Group at: Marketing@AFLglobal.com.

Within the Forza family, there are 12 fonts of varying weights that may be used.

Forza Thin

ABCDEFGHIJKLMNOPQRSTUVWXYZ
abcdefghijklmnopqrstuvwxyz1234567890!@#\$%^&*+

Forza Thin Italic

ABCDEFGHIJKLMNOPQRSTUVWXYZ
abcdefghijklmnopqrstuvwxyz1234567890!@#\$%^&*+

Forza Light

ABCDEFGHIJKLMNOPQRSTUVWXYZ
abcdefghijklmnopqrstuvwxyz1234567890!@#\$%^&*+

Forza Light Italic

ABCDEFGHIJKLMNOPQRSTUVWXYZ
abcdefghijklmnopqrstuvwxyz1234567890!@#\$%^&*+

Forza Book

ABCDEFGHIJKLMNOPQRSTUVWXYZ
abcdefghijklmnopqrstuvwxyz1234567890!@#\$%^&*+

Forza Book Italic

ABCDEFGHIJKLMNOPQRSTUVWXYZ
abcdefghijklmnopqrstuvwxyz1234567890!@#\$%^&*+

If you have any questions about how to properly use the AFL logo or are having difficulty finding the proper format, please contact the AFL Marketing Communications Group at: Marketing@AFLglobal.com.

Typography

Typeface (continued)

Forza Medium

ABCDEFGHIJKLMNOPQRSTUVWXYZ
abcdefghijklmnopqrstuvwxyz1234567890!@#\$%^&*+

Forza Medium Italic

ABCDEFGHIJKLMNOPQRSTUVWXYZ
abcdefghijklmnopqrstuvwxyz1234567890!@#\$%^&+*

Forza Bold

ABCDEFGHIJKLMNOPQRSTUVWXYZ
abcdefghijklmnopqrstuvwxyz1234567890!@#\$%^&*+

Forza Bold Italic

ABCDEFGHIJKLMNOPQRSTUVWXYZ
abcdefghijklmnopqrstuvwxyz1234567890!@#\$%^&*+

Forza Black

ABCDEFGHIJKLMNOPQRSTUVWXYZ
abcdefghijklmnopqrstuvwxyz1234567890!@#\$%^&*+

Forza Black Italic


ABCDEFGHIJKLMNOPQRSTUVWXYZ
abcdefghijklmnopqrstuvwxyz1234567890!@#\$%^&*+

Packaging

Corrugated Boxes

The examples below are provided as a visual guideline only. Product packaging is highly individualized and must be tailored to each application.

As a general rule, the AFL logo should be 1/3 the width of the box (dimension "X"). The AFL logo should be centered vertically (see dimension "Y"). The height of the Fujikura Symbol must not exceed dimension "Y."



Wooden Cable Reels

Stencil should be cut to minimize gaps in the AFL wordmark. Stenciled image color is black OR blue Fujikura symbol with black AFL wordmark.

Whenever possible, reels should be loaded on transport vehicle so that the AFL logo is in the upright position.

All packaging artwork must be approved by the AFL Marketing Communications Group prior to contracting and/or construction.



If you have any questions about how to properly use the AFL logo or are having difficulty finding the proper format, please contact the AFL Marketing Communications Group at: Marketing@AFLglobal.com.

Vehicles

Vehicle artwork may be adjusted in instances where vehicle size/shape dictate.

The examples below are provided as a visual guideline only.

All vehicle artwork must be approved by the AFL Marketing Communications Group prior to contracting and/or installation.



Mid-size SUV



Van




If you have any questions about how to properly use the AFL logo or are having difficulty finding the proper format, please contact the AFL Marketing Communications Group at: Marketing@AFLglobal.com.

Signage

Monument Signs

Sign proportions may be adjusted in instances where existing signage or local covenants dictate.

All signage must be approved by the AFL Marketing Communications Group prior to contracting and/or construction.



If you have any questions about how to properly use the AFL logo or are having difficulty finding the proper format, please contact the AFL Marketing Communications Group at: Marketing@AFLglobal.com.

Signage

Door/Window Glass

Sign proportions for door/window glass may be adjusted in instances where local covenants dictate. The examples below are provided as a visual guideline only.

All signage must be approved by the AFL Marketing Communications Group prior to contracting and/or construction.



If you have any questions about how to properly use the AFL logo or are having difficulty finding the proper format, please contact the AFL Marketing Communications Group at: Marketing@AFLglobal.com.

