



**HiTemp<sup>®</sup> Series Accessories  
for ACCC<sup>®</sup> Conductors**



# HiTemp® ACCC Conductor Compression Accessories



## Why Use ACCC Conductors?


Demand for power continues to increase at an alarming rate, forcing utilities to put greater and greater electrical loads on their existing lines. However, most existing transmission circuits have been designed for operation at or below 93°C. Aluminum Conductor Steel Reinforced (ACSR), the most commonly used conductor, cannot handle the higher temperatures resulting from increased current loads. With the increasing de-regulation pressures, rising construction costs and right-of-way scarcity, another option is needed.

In response to this need, CTC Global (CTC) developed the Aluminum Conductor Composite Core (ACCC), a high temperature composite core conductor. ACCC is capable of carrying up to twice the current of a conventional ACSR conductor of the same diameter and similar weight. Instead of building new transmission lines, ACCC conductors can replace existing ACSR conductors, thus allowing utilities to increase energy output with an economical option.

However, with the increased power from ACCC conductors, standard compression accessories could not handle the elevated temperatures and work loads. In response, AFL developed the HiTemp product line, consisting of compression and motion control accessories, pulling grips, and high temperature compounds to give customers a system solution when installing this new technology.

## What is ACCC?

ACCC is a high-capacity, low-sag conductor that utilizes a hybrid carbon and glass fiber core that offers greater strength, a lower coefficient of thermal expansion, lighter weight and excellent corrosion resistance. The lighter weight core allows the incorporation of up to 28% more aluminum without a weight or diameter penalty which serves to reduce line losses by 25-40% or more. The ACCC conductor's greater strength and reduced thermal sag enable greater spans between fewer and/or shorter structures to reduce upfront capital costs.



## Engineered Solution from AFL

Specially designed and engineered to provide improved heat dissipation, AFL's HiTemp Compression Accessories are designed to operate 25-30% cooler than the conductor, extending its life. The HiTemp product line is rated for operation up to 250°C.

## Specially Tempered Aluminum

HiTemp Compression Accessories are fabricated from a specially tempered aluminum that will transfer elevated current and dissipate increased heat more efficiently.

## HiTemp Motion Control


AFL has engineered a full line of Motion Control Accessories for ACCC conductors as well as Aluminum Conductor Steel Supported (ACSS) and ACSS/TW conductors. These accessories are designed to control Aeolian vibration and wake-induced oscillation under the increased operating temperatures of ACCC, ACCR, ACSS and ACSS/TW conductors.

## HiTemp Universal Compound (HiTUC)

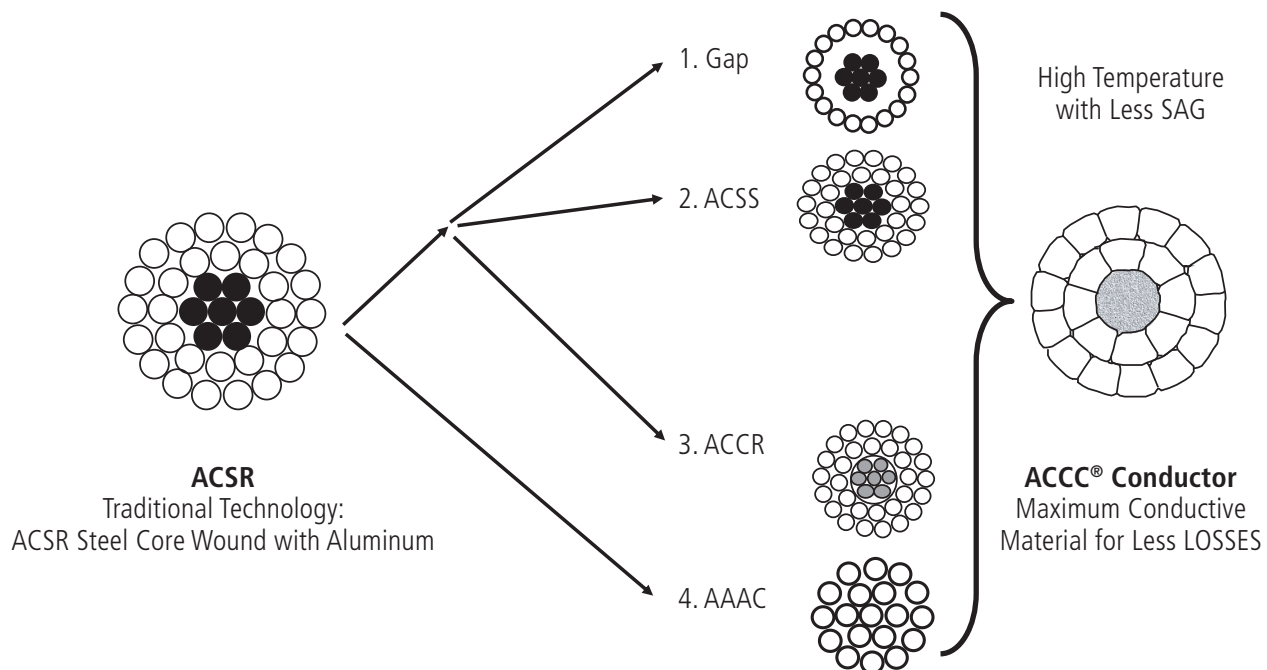
AFL designed HiTUC to withstand the increased operating temperatures of high temperature/low sag conductors (ACCC, ACSS, ACCR, etc.).

## Features/Benefits of ACCC Conductor

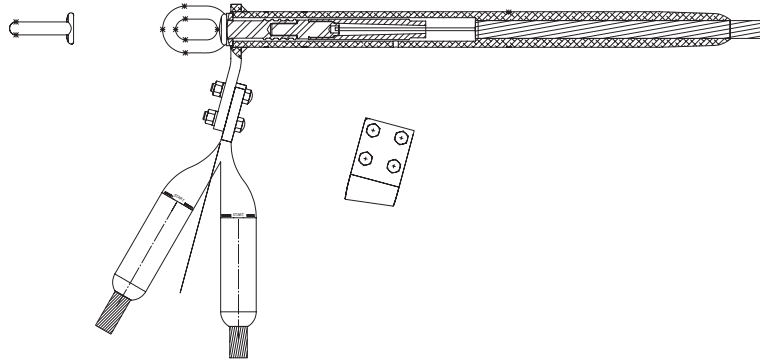
- Doubles the capacity of an existing line
  - 92% aluminum by weight versus 73-83% for steel core conductors
  - Low thermal expansion of the core means there are rarely sag clearance limits to capacity
- Losses are reduced by up to 40%
  - Light, strong composite core allows 28% more aluminum at the same diameter/weight
- Lowers project costs and/or improves profitability
  - Reconductor to upgrade a line with no/minimal tower structure improvements required
- Efficiency gains from line losses create significant additional profitability every year
- Construction
  - Carbon fiber core strengthens conductor making it lightweight with low sag
    - Very low thermal expansion almost eliminates high temp sag
  - Flexible glass fiber provides galvanic barrier and environmental longevity
    - Design and ratio of glass fiber layer optimizes strength and flexibility
  - Proprietary resin protects conductor from high temperatures for longevity
    - Continuous operation for over 50 years at 180°C



## A Combination of Strengths



# Compression Dead Ends for ACCC



## Catalog Number Configuration for Dead Ends With Terminals



Blank = voltage <345 kV  
EHV = voltage ≥345 kV

## Catalog Number Configuration for Dead Ends Without Terminals



Blank = With 15-degree terminal  
NT = No terminal included  
Blank = voltage <345 kV  
EHV = voltage ≥345 kV

### Notes

1. For 345 kV and above, add suffix "EHV" to AFL No. For example, B12775-TEHV-ACCC-COL.
2. For stainless steel hardware, add suffix "SS" to the AFL No. For example, B12775-KEHVSS-ACCC-COL.
3. For no terminal, add "NT" to the AFL No. For example, B12775-BNT-ACCC-COL.
4. Contact AFL at 1.800.866.7385 for more information.

AFL NO.		ACCC	CONDUCTOR		DIAMETER		CORE DIAMETER		WEIGHT		CORE RATED STRENGTH		COND. RATED STRENGTH	
DEAD END WITH TERMINAL	DEAD END WITHOUT TERMINAL		SIZE	(KCMIL)	(MM <sup>2</sup> )	(IN)	(MM)	(IN)	(MM)	(LB/KFT)	(KG/KM)	(LBF)	(KN)	(LBF)
B12775-K-ACCC-COL	B12775-KNT-ACCC-COL	PASADENA	305	154.4	0.616	15.65	0.235	5.97	321	478	13,600	60.4	15,500	68.9
B12775-K-ACCC-COL	B12775-KNT-ACCC-COL	HELSINKI	297	150.6	0.616	15.65	0.235	5.97	317	471	13,600	60.4	15,500	68.9
B12775-G-ACCC-COL	B12775-GNT-ACCC-COL	JAIPUR	309	156.7	0.650	16.50	0.305	7.75	349	519	22,900	101.7	24,900	110.8
B12775-BB-ACCC-COL	B12775-BBNT-ACCC-COL	ZADAR	356	180.3	0.673	17.09	0.280	7.11	386	574	19,300	85.7	21,600	96.1
B12775-BC-ACCC-COL	B12775-BCNT-ACCC-COL	ROVINJ	378	191.6	0.673	17.10	0.235	5.97	392	583	13,600	60.4	16,000	71.2
B12775-BC-ACCC-COL	B12775-BCNT-ACCC-COL	OSTRICH (OCEANSIDE)	383	194.2	0.680	17.27	0.235	5.97	396	589	13,600	60.4	16,000	71.2
B12775-L-ACCC-COL	B12775-LNT-ACCC-COL	LINNET (LA JOLLA)	430	218.1	0.720	18.29	0.235	5.97	440	655	13,600	60.4	16,300	72.5
B12775-L-ACCC-COL	B12775-LNT-ACCC-COL	COPENHAGEN	434	219.9	0.720	18.29	0.235	5.97	444	661	13,600	60.4	16,400	72.8
B12775-M-ACCC-COL	B12775-MNT-ACCC-COL	ORIOLE (OXNARD)	439	222.3	0.741	18.82	0.280	7.11	463	689	19,300	85.7	22,100	98.3
B12775-M-ACCC-COL	B12775-MNT-ACCC-COL	REYKJAVIK	440	223.1	0.741	18.82	0.280	7.11	466	694	19,300	85.7	22,100	98.3
B12775-BD-ACCC-COL	B12775-BDNT-ACCC-COL	GDANSK	491	248.7	0.756	19.20	0.235	5.97	499	743	13,600	60.4	16,700	74.3
B12775-N-ACCC-COL	B12775-NNT-ACCC-COL	GLASGOW	467	236.7	0.769	19.53	0.305	7.75	492	732	22,900	101.7	25,900	115.0
B12775-N-ACCC-COL	B12775-NNT-ACCC-COL	WACO	454	230.1	0.770	19.56	0.305	7.75	485	721	22,900	101.7	25,800	114.8
B12775-P-ACCC-COL	B12775-PNT-ACCC-COL	LAREDO	530	268.4	0.807	20.50	0.280	7.11	548	816	19,300	85.7	22,700	101.0
B12775-P-ACCC-COL	B12775-PNT-ACCC-COL	CASABLANCA	540	273.6	0.807	20.50	0.280	7.11	561	834	19,300	85.7	22,700	101.1
B12775-R-ACCC-COL	B12775-RNT-ACCC-COL	MONTE CARLO	451	228.5	0.818	20.78	0.415	10.54	537	799	42,300	188.3	45,200	201.2
B12775-S-ACCC-COL	B12775-SNT-ACCC-COL	ULS MONTE CARLO	451	228.5	0.819	20.79	0.415	10.54	537	799	50,700	225.6	53,600	238.6
B12775-B-ACCC-COL	B12775-BNT-ACCC-COL	HAWK (HERMOSA/LISBOON)	611	309.7	0.858	21.79	0.280	7.11	625	930	19,300	85.7	23,200	103.2
B12775-B-ACCC-COL	B12775-BNT-ACCC-COL	LISBON	623	315.5	0.858	21.79	0.280	7.11	637	948	19,300	85.7	23,300	103.5



# Compression Dead Ends for ACCC (cont.)

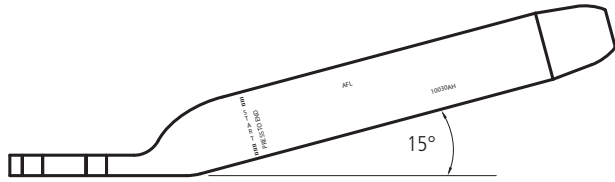
AFL NO.		ACCC	CONDUCTOR		DIAMETER		CORE DIAMETER		WEIGHT		CORE RATED STRENGTH		COND. RATED STRENGTH	
DEAD END WITH TERMINAL	DEAD END WITHOUT TERMINAL		SIZE	(KCMIL)	(MM <sup>2</sup> )	(IN)	(MM)	(IN)	(MM)	(LB/ KFT)	(KG/ KM)	(LBF)	(KN)	(LBF)
B12775-F-ACCC-COL	B12775-FNT-ACCC-COL	IRVING	609	308.8	0.882	22.40	0.345	8.76	649	965	29,300	130.2	33,200	147.7
B12775-F-ACCC-COL	B12775-FNT-ACCC-COL	OSLO	619	313.8	0.882	22.40	0.345	8.76	659	981	29,300	130.2	33,200	147.8
B12775-T-ACCC-COL	B12775-TNT-ACCC-COL	DOVE (DOHNEY)	714	361.5	0.927	23.55	0.305	7.75	728	1083	22,900	101.7	27,500	122.3
B12775-T-ACCC-COL	B12775-TNT-ACCC-COL	AMSTERDAM	725	367.4	0.927	23.55	0.305	7.75	740	1101	22,900	101.7	27,500	122.4
B12775-X-ACCC-COL	B12775-XNT-ACCC-COL	ULS 25mm	753	381.8	0.984	25.00	0.415	10.54	817	1216	50,700	225.6	55,600	247.2
B12775-W-ACCC-COL	B12775-WNT-ACCC-COL	GROSBEAK (GOLETA)	821	416.2	0.990	25.15	0.320	8.13	837	1245	25,200	112.0	30,400	135.2
B12775-W-ACCC-COL	B12775-WNT-ACCC-COL	BRUSSELS	832	421.4	0.990	25.15	0.320	8.13	850	1265	25,200	112.0	30,500	135.7
B12775-Y-ACCC-COL	B12775-YNT-ACCC-COL	ULS LEIPZIG	802	406.4	0.990	25.15	0.375	9.53	842	1253	41,300	183.5	46,600	207.3
B12775-BE-ACCC-COL	B12775-BENT-ACCC-COL	STOCKHOLM 2L	914	463.3	1.039	26.39	0.345	8.76	937	1395	29,300	130.2	35,100	156.2
B12775-BE-ACCC-COL	B12775-BENT-ACCC-COL	STOCKHOLM 3L	895	453.7	1.039	26.39	0.345	8.76	919	1368	29,300	130.2	35,000	155.7
B12775-BF-ACCC-COL	B12775-BFNT-ACCC-COL	LUBBOCK	904	458.0	1.040	26.42	0.345	8.76	924	1376	29,300	130.2	35,100	156.1
B12775-Z-ACCC-COL	B12775-ZNT-ACCC-COL	GALVESTON	1011	512.4	1.090	27.69	0.345	8.76	1025	1526	29,300	130.2	35,700	158.8
B12775-Z-ACCC-COL	B12775-ZNT-ACCC-COL	WARSAW	1002	507.5	1.091	27.71	0.345	8.76	1021	1520	29,300	130.2	35,700	158.7
B12775-A-ACCC-COL	B12775-ANT-ACCC-COL	DRAKE (DEL MAR)	1026	519.7	1.108	28.14	0.375	9.53	1052	1565	34,600	153.8	41,200	183.3
B12775-A-ACCC-COL	B12775-ANT-ACCC-COL	DUBLIN	1035	524.5	1.108	28.14	0.375	9.53	1064	1583	34,600	153.8	41,200	183.3
B12775-AA-ACCC-COL	B12775-AAANT-ACCC-COL	CURLEW (CRESCENT)	1059	536.8	1.127	28.63	0.345	8.76	1073	1597	29,300	130.2	36,000	160.1
B12775-AB-ACCC-COL	B12775-ABNT-ACCC-COL	HAMBURG	1078	546.4	1.127	28.63	0.345	8.76	1093	1627	29,300	130.2	36,200	160.9
B12775-AC-ACCC-COL	B12775-ACNT-ACCC-COL	KOLKATA	1073	543.5	1.127	28.63	0.375	9.53	1104	1643	34,600	153.8	41,400	184.0
B12775-AB-ACCC-COL	B12775-ABNT-ACCC-COL	PLANO	1033	523.4	1.140	28.96	0.415	10.54	1082	1610	42,300	188.3	49,000	218.0
B12775-AD-ACCC-COL	B12775-ADNT-ACCC-COL	ULS MAHAKAM	1075	544.9	1.142	29.01	0.415	10.54	1127	1677	50,700	225.6	57,600	256.3
B12775-AE-ACCC-COL	B12775-AENT-ACCC-COL	CORPUS CHRISTI	1103	558.9	1.146	29.11	0.345	8.76	1113	1657	29,300	130.2	36,300	161.5
B12775-AE-ACCC-COL	B12775-AENT-ACCC-COL	MILAN	1120	567.7	1.146	29.11	0.345	8.76	1133	1686	29,300	130.2	36,400	162.1
B12775-AF-ACCC-COL	B12775-AFNT-ACCC-COL	ARLINGTON	1151	583.2	1.177	29.90	0.375	9.53	1173	1745	34,600	153.8	41,900	186.4
B12775-AF-ACCC-COL	B12775-AFNT-ACCC-COL	ROME	1169	592.5	1.177	29.90	0.375	9.53	1192	1774	34,600	153.8	42,100	187.1
B12775-AG-ACCC-COL	B12775-AGNT-ACCC-COL	CARDINAL (CARLSBAD)	1222	619.1	1.198	30.43	0.345	8.76	1225	1823	29,300	130.2	37,100	165.0
B12775-AG-ACCC-COL	B12775-AGNT-ACCC-COL	VIENNA	1242	629.2	1.198	30.43	0.345	8.76	1245	1853	29,300	130.2	37,200	165.5
B12775-AH-ACCC-COL	B12775-AHNT-ACCC-COL	FORT WORTH	1300	658.9	1.240	31.50	0.375	9.53	1312	1952	34,600	153.8	42,900	190.8
B12775-AH-ACCC-COL	B12775-AHNT-ACCC-COL	BUDAPEST	1319	668.3	1.240	31.50	0.375	9.53	1333	1984	34,600	153.8	43,000	191.4
B12775-AK-ACCC-COL	B12775-AKNT-ACCC-COL	PRAGUE	1363	690.7	1.251	31.78	0.345	8.76	1364	2031	29,300	130.2	38,000	169.0
B12775-AL-ACCC-COL	B12775-ALNT-ACCC-COL	ULS PRAGUE	1363	690.7	1.251	31.78	0.345	8.76	1364	2031	34,900	155.1	43,800	194.8
B12775-AM-ACCC-COL	B12775-AMNT-ACCC-COL	MUMBAI	1353	685.4	1.251	31.78	0.375	9.53	1367	2035	34,600	153.8	43,200	192.0
B12775-AK-ACCC-COL	B12775-AKNT-ACCC-COL	EL PASO	1350	684.0	1.252	31.80	0.345	8.76	1345	2002	29,300	130.2	37,900	168.6
B12775-AL-ACCC-COL	B12775-ALNT-ACCC-COL	ULS EI PASO	1350	684.0	1.252	31.80	0.345	8.76	1345	2002	34,900	155.1	43,500	193.5
B12775-H-ACCC-COL	B12775-HNT-ACCC-COL	MUNICH	1447	733.1	1.293	32.84	0.375	9.53	1458	2170	34,600	153.8	43,800	195.0
B12775-H-ACCC-COL	B12775-HNT-ACCC-COL	BEAUMONT	1429	723.9	1.294	32.87	0.375	9.53	1436	2136	34,600	153.8	43,700	194.4
B12775-AN-ACCC-COL	B12775-ANNT-ACCC-COL	SAN ANTONIO	1475	747.3	1.315	33.40	0.385	9.78	1486	2212	36,400	162.1	45,900	204.2
B12775-AN-ACCC-COL	B12775-ANNT-ACCC-COL	LONDON	1498	759.0	1.315	33.40	0.385	9.78	1511	2248	36,400	162.1	46,000	204.8
B12775-AP-ACCC-COL	B12775-APNT-ACCC-COL	BITTERN (BALBOA)	1582	801.4	1.345	34.16	0.345	8.76	1566	2331	29,300	130.2	39,400	175.3
B12775-AR-ACCC-COL	B12775-ARNT-ACCC-COL	ULS BITTERN (BALBOA)	1582	801.4	1.345	34.16	0.345	8.76	1566	2331	34,900	155.1	45,000	200.2
B12775-AP-ACCC-COL	B12775-APNT-ACCC-COL	PARIS	1606	813.7	1.345	34.16	0.345	8.76	1590	2366	29,300	130.2	39,600	175.9
B12775-AW-ACCC-COL	B12775-AWNT-ACCC-COL	BORDEAUX	1738	880.8	1.408	35.76	0.415	10.54	1859	2766	42,300	188.3	53,500	237.9
B12775-AS-ACCC-COL	B12775-ASNT-ACCC-COL	ANTWERP	1865	944.8	1.451	36.86	0.385	9.78	1855	2760	36,400	162.1	48,400	215.2
B12775-AT-ACCC-COL	B12775-ATNT-ACCC-COL	ULS ANTWERP	1865	944.8	1.451	36.86	0.385	9.78	1855	2760	43,500	193.5	55,600	247.3

## Compression Dead Ends for ACCC (cont.)

AFL NO.		ACCC	CONDUCTOR		DIAMETER		CORE DIAMETER		WEIGHT		CORE RATED STRENGTH		COND. RATED STRENGTH	
DEAD END WITH TERMINAL	DEAD END WITHOUT TERMINAL		SIZE	(KCMIL)	(MM <sup>2</sup> )	(IN)	(MM)	(IN)	(MM)	(LB/KFT)	(KG/KM)	(LBF)	(KN)	(LBF)
B12775-AS-ACCC-COL	B12775-ASNT-ACCC-COL	DALLAS	1795	909.5	1.452	36.88	0.385	9.78	1795	2671	36,400	162.1	47,900	213.1
B12775-AT-ACCC-COL	B12775-ATNT-ACCC-COL	ULS DALLAS	1795	909.5	1.452	36.88	0.385	9.78	1795	2671	43,500	193.5	55,000	244.7
B12775-AX-ACCC-COL	B12775-AXNT-ACCC-COL	LAPWING (LAGUNA)	1949	987.5	1.504	38.20	0.385	9.78	1940	2887	36,400	162.1	48,900	217.5
B12775-E-ACCC-COL	B12775-ENT-ACCC-COL	BERLIN (MADRID-ICE)	1986	1006.5	1.504	38.20	0.415	10.54	1982	2949	42,300	188.3	55,100	245.0
B12775-AX-ACCC-COL	B12775-AXNT-ACCC-COL	MADRID	1999	1013.0	1.504	38.20	0.385	9.78	1981	2948	36,400	162.1	49,200	219.1
B12775-E-ACCC-COL	B12775-ENT-ACCC-COL	HOUSTON	1927	976.6	1.506	38.25	0.415	10.54	1934	2878	42,300	188.3	54,700	243.3
B12775-AY-ACCC-COL	B12775-AYNT-ACCC-COL	FALCON (SANOMA)	2045	1036.2	1.545	39.24	0.415	10.54	2045	3044	42,300	188.3	55,400	246.4
B12775-D-ACCC-COL	B12775-DNT-ACCC-COL	CHUKAR (CARMEL)	2242	1135.8	1.604	40.74	0.395	10.03	2220	3303	38,400	170.6	52,700	234.4
B12775-BA-ACCC-COL	B12775-BANT-ACCC-COL	CHUKAR II (CAPISTRANO)	2606	1320.3	1.720	43.69	0.395	10.03	2570	3825	38,400	170.6	55,100	245.1
B12775-AZ-ACCC-COL	B12775-AZNT-ACCC-COL	BLUEBIRD (BIG SUR)	2741	1388.7	1.762	44.75	0.415	10.54	2703	4022	42,300	188.3	59,900	266.4
B12775-AZ-ACCC-COL	B12775-AZNT-ACCC-COL	ATHENS	2782	1409.6	1.762	44.75	0.415	10.54	2732	4066	42,300	188.3	60,200	267.6



# 15° and Straight Terminals for ACCC



## Catalog Number Configuration for 15° and Straight Terminals

**B11403** - **AFL Code** - **EHV** - **ACCC**

Blank = voltage <345 kV  
EHV = voltage ≥345 kV

### Notes

- For 345 kV and above, add suffix "EHV" to AFL No.  
For example, B11403-AZEHV-ACCC.
- For more information, contact AFL at 1.800.866.7385.
- Additional angles available upon request.

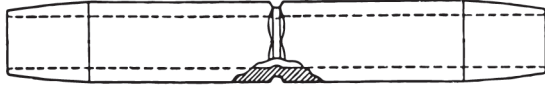
AFL NO.		ACCC	CONDUCTOR		DIAMETER		CORE DIAMETER		WEIGHT		CORE RATED STRENGTH		COND. RATED STRENGTH	
TERMINAL 15°	STRAIGHT TERMINAL		SIZE	(KCMIL)	(MM <sup>2</sup> )	(IN)	(MM)	(IN)	(MM)	(LB/KFT)	(KG/KM)	(LBF)	(KN)	(LBF)
B11403-K-ACCC	B11938-K-ACCC	HELSINKI	297	150.6	0.616	15.65	0.235	5.97	317	471	13,600	60.4	15,500	68.9
B11403-G-ACCC	B11938-G-ACCC	JAIPUR	309	156.7	0.650	16.50	0.305	7.75	349	519	22,900	101.7	24,900	110.8
B11403-BB-ACCC	B11938-BB-ACCC	ZADAR	356	180.3	0.673	17.09	0.280	7.11	386	574	19,300	85.7	21,600	96.1
B11403-BC-ACCC	B11938-BC-ACCC	ROVINJ	378	191.6	0.673	17.10	0.235	5.97	392	583	13,600	60.4	16,000	71.2
B11403-L-ACCC	B11938-L-ACCC	COPENHAGEN	434	219.9	0.720	18.29	0.235	5.97	444	661	13,600	60.4	16,400	72.8
B11403-M-ACCC	B11938-M-ACCC	REYKJAVIK	440	223.1	0.741	18.82	0.280	7.11	466	694	19,300	85.7	22,100	98.3
B11403-BD-ACCC	B11938-BD-ACCC	GDANSK	491	248.7	0.756	19.20	0.235	5.97	499	743	13,600	60.4	16,700	74.3
B11403-N-ACCC	B11938-N-ACCC	GLASGOW	467	236.7	0.769	19.53	0.305	7.75	492	732	22,900	101.7	25,900	115.0
B11403-P-ACCC	B11938-P-ACCC	CASABLANCA	540	273.6	0.807	20.50	0.280	7.11	561	834	19,300	85.7	22,700	101.1
B11403-R-ACCC	B11938-R-ACCC	MONTE CARLO	451	228.5	0.818	20.78	0.415	10.54	537	799	42,300	188.3	45,200	201.2
B11403-S-ACCC	B11938-S-ACCC	ULS MONTE CARLO	451	228.5	0.819	20.79	0.415	10.54	537	799	50,700	225.6	53,600	238.6
B11403-B-ACCC	B11938-B-ACCC	LISBON	623	315.5	0.858	21.79	0.280	7.11	637	948	19,300	85.7	23,300	103.5
B11403-F-ACCC	B11938-F-ACCC	OSLO	619	313.8	0.882	22.40	0.345	8.76	659	981	29,300	130.2	33,200	147.8
B11403-T-ACCC	B11938-T-ACCC	AMSTERDAM	725	367.4	0.927	23.55	0.305	7.75	740	1101	22,900	101.7	27,500	122.4
B11403-X-ACCC	B11938-X-ACCC	ULS 25mm	753	381.8	0.984	25.00	0.415	10.54	817	1216	50,700	225.6	55,600	247.2
B11403-W-ACCC	B11938-W-ACCC	BRUSSELS	832	421.4	0.990	25.15	0.320	8.13	850	1265	25,200	112.0	30,500	135.7
B11403-Y-ACCC	B11938-Y-ACCC	ULS LEIPZIG	802	406.4	0.990	25.15	0.375	9.53	842	1253	41,300	183.5	46,600	207.3
B11403-BE-ACCC	B11938-BE-ACCC	STOCKHOLM 2L	914	463.3	1.039	26.39	0.345	8.76	937	1395	29,300	130.2	35,100	156.2
B11403-BE-ACCC	B11938-BE-ACCC	STOCKHOLM 3L	895	453.7	1.039	26.39	0.345	8.76	919	1368	29,300	130.2	35,000	155.7
B11403-Z-ACCC	B11938-Z-ACCC	WARSAW	1002	507.5	1.091	27.71	0.345	8.76	1021	1520	29,300	130.2	35,700	158.7
B11403-A-ACCC	B11938-A-ACCC	DUBLIN	1035	524.5	1.108	28.14	0.375	9.53	1064	1583	34,600	153.8	41,200	183.3
B11403-AB-ACCC	B11938-AB-ACCC	HAMBURG	1078	546.4	1.127	28.63	0.345	8.76	1093	1627	29,300	130.2	36,200	160.9
B11403-AC-ACCC	B11938-AC-ACCC	KOLKATA	1073	543.5	1.127	28.63	0.375	9.53	1104	1643	34,600	153.8	41,400	184.0
B11403-AD-ACCC	B11938-AD-ACCC	ULS MAHAKAM	1075	544.9	1.142	29.01	0.415	10.54	1127	1677	50,700	225.6	57,600	256.3
B11403-AE-ACCC	B11938-AE-ACCC	MILAN	1120	567.7	1.146	29.11	0.345	8.76	1133	1686	29,300	130.2	36,400	162.1
B11403-AF-ACCC	B11938-AF-ACCC	ROME	1169	592.5	1.177	29.90	0.375	9.53	1192	1774	34,600	153.8	42,100	187.1
B11403-AG-ACCC	B11938-AG-ACCC	VIENNA	1242	629.2	1.198	30.43	0.345	8.76	1245	1853	29,300	130.2	37,200	165.5
B11403-AH-ACCC	B11938-AH-ACCC	BUDAPEST	1319	668.3	1.240	31.50	0.375	9.53	1333	1984	34,600	153.8	43,000	191.4
B11403-AK-ACCC	B11938-AK-ACCC	PRAGUE	1363	690.7	1.251	31.78	0.345	8.76	1364	2031	29,300	130.2	38,000	169.0
B11403-AL-ACCC	B11938-AL-ACCC	ULS PRAGUE	1363	690.7	1.251	31.78	0.345	8.76	1364	2031	34,900	155.1	43,800	194.8
B11403-AM-ACCC	B11938-AM-ACCC	MUMBAI	1353	685.4	1.251	31.78	0.375	9.53	1367	2035	34,600	153.8	43,200	192.0
B11403-H-ACCC	B11938-H-ACCC	MUNICH	1447	733.1	1.293	32.84	0.375	9.53	1458	2170	34,600	153.8	43,800	195.0
B11403-AN-ACCC	B11938-AN-ACCC	LONDON	1498	759.0	1.315	33.40	0.385	9.78	1511	2248	36,400	162.1	46,000	204.8

## 15° and Straight Terminals for ACCC (cont.)

AFL NO.		ACCC	CONDUCTOR		DIAMETER		CORE DIAMETER		WEIGHT		CORE RATED STRENGTH		COND. RATED STRENGTH	
TERMINAL 15°	STRAIGHT TERMINAL		SIZE	(KCMIL)	(MM <sup>2</sup> )	(IN)	(MM)	(IN)	(MM)	(LB/KFT)	(KG/KM)	(LBF)	(KN)	(LBF)
B11403-AP-ACCC	B11938-AP-ACCC	PARIS	1606	813.7	1.345	34.16	0.345	8.76	1590	2366	29,300	130.2	39,600	175.9
B11403-AW-ACCC	B11938-AW-ACCC	BORDEAUX	1738	880.8	1.408	35.76	0.415	10.54	1859	2766	42,300	188.3	53,500	237.9
B11403-AS-ACCC	B11938-AS-ACCC	ANTWERP	1865	944.8	1.451	36.86	0.385	9.78	1855	2760	36,400	162.1	48,400	215.2
B11403-AT-ACCC	B11938-AT-ACCC	ULS ANTWERP	1865	944.8	1.451	36.86	0.385	9.78	1855	2760	43,500	193.5	55,600	247.3
B11403-E-ACCC	B11938-E-ACCC	BERLIN (MADRID-ICE)	1986	1006.5	1.504	38.20	0.415	10.54	1982	2949	42,300	188.3	55,100	245.0
B11403-AX-ACCC	B11938-AX-ACCC	MADRID	1999	1013.0	1.504	38.20	0.385	9.78	1981	2948	36,400	162.1	49,200	219.1
B11403-AZ-ACCC	B11938-AZ-ACCC	ATHENS	2782	1409.6	1.762	44.75	0.415	10.54	2732	4066	42,300	188.3	60,200	267.6



# Jumpers for ACCC



## Catalog Number Configuration for Jumpers

**B11565** - **AFL Code** - **ACCC**

### Notes

1. All Jumpers are rated for "EHV."
2. For more information, contact AFL at 1.800.866.7385.

AFL NO. JUMPER	ACCC SIZE	CONDUCTOR		DIAMETER		CORE DIAMETER		WEIGHT		CORE RATED STRENGTH		COND. RATED STRENGTH	
		(KCMIL)	(MM <sup>2</sup> )	(IN)	(MM)	(IN)	(MM)	(LB/ KFT)	(KG/ KM)	(LBF)	(KN)	(LBF)	(KN)
B11565-K-ACCC	PASADENA	305	154.4	0.616	15.65	0.235	5.97	321	478	13,600	60.4	15,500	68.9
B11565-K-ACCC	HELSINKI	297	150.6	0.616	15.65	0.235	5.97	317	471	13,600	60.4	15,500	68.9
B11565-G-ACCC	JAIPUR	309	156.7	0.650	16.50	0.305	7.75	349	519	22,900	101.7	24,900	110.8
B11565-BB-ACCC	ZADAR	356	180.3	0.673	17.09	0.280	7.11	386	574	19,300	85.7	21,600	96.1
B11565-BC-ACCC	ROVINJ	378	191.6	0.673	17.10	0.235	5.97	392	583	13,600	60.4	16,000	71.2
B11565-BC-ACCC	OSTRICH (OCEANSIDE)	383	194.2	0.680	17.27	0.235	5.97	396	589	13,600	60.4	16,000	71.2
B11565-L-ACCC	LINNET (LA JOLLA)	430	218.1	0.720	18.29	0.235	5.97	440	655	13,600	60.4	16,300	72.5
B11565-L-ACCC	COPENHAGEN	434	219.9	0.720	18.29	0.235	5.97	444	661	13,600	60.4	16,400	72.8
B11565-M-ACCC	ORIOLE (OXNARD)	439	222.3	0.741	18.82	0.280	7.11	463	689	19,300	85.7	22,100	98.3
B11565-M-ACCC	REYKJAVIK	440	223.1	0.741	18.82	0.280	7.11	466	694	19,300	85.7	22,100	98.3
B11565-BD-ACCC	GDANSK	491	248.7	0.756	19.20	0.235	5.97	499	743	13,600	60.4	16,700	74.3
B11565-N-ACCC	GLASGOW	467	236.7	0.769	19.53	0.305	7.75	492	732	22,900	101.7	25,900	115.0
B11565-N-ACCC	WACO	454	230.1	0.770	19.56	0.305	7.75	485	721	22,900	101.7	25,800	114.8
B11565-P-ACCC	LAREDO	530	268.4	0.807	20.50	0.280	7.11	548	816	19,300	85.7	22,700	101.0
B11565-P-ACCC	CASABLANCA	540	273.6	0.807	20.50	0.280	7.11	561	834	19,300	85.7	22,700	101.1
B11565-R-ACCC	MONTE CARLO	451	228.5	0.818	20.78	0.415	10.54	537	799	42,300	188.3	45,200	201.2
B11565-S-ACCC	ULS MONTE CARLO	451	228.5	0.819	20.79	0.415	10.54	537	799	50,700	225.6	53,600	238.6
B11565-B-ACCC	HAWK (HERMOSA/LISBOON)	611	309.7	0.858	21.79	0.280	7.11	625	930	19,300	85.7	23,200	103.2
B11565-B-ACCC	LISBON	623	315.5	0.858	21.79	0.280	7.11	637	948	19,300	85.7	23,300	103.5
B11565-F-ACCC	IRVING	609	308.8	0.882	22.40	0.345	8.76	649	965	29,300	130.2	33,200	147.7
B11565-F-ACCC	OSLO	619	313.8	0.882	22.40	0.345	8.76	659	981	29,300	130.2	33,200	147.8
B11565-T-ACCC	DOVE (DOHNEY)	714	361.5	0.927	23.55	0.305	7.75	728	1083	22,900	101.7	27,500	122.3
B11565-T-ACCC	AMSTERDAM	725	367.4	0.927	23.55	0.305	7.75	740	1101	22,900	101.7	27,500	122.4
B11565-X-ACCC	ULS 25mm	753	381.8	0.984	25.00	0.415	10.54	817	1216	50,700	225.6	55,600	247.2
B11565-W-ACCC	GROSBEAK (GOLETA)	821	416.2	0.990	25.15	0.320	8.13	837	1245	25,200	112.0	30,400	135.2
B11565-W-ACCC	BRUSSELS	832	421.4	0.990	25.15	0.320	8.13	850	1265	25,200	112.0	30,500	135.7
B11565-Y-ACCC	ULS LEIPZIG	802	406.4	0.990	25.15	0.375	9.53	842	1253	41,300	183.5	46,600	207.3
B11565-BE-ACCC	STOCKHOLM 2L	914	463.3	1.039	26.39	0.345	8.76	937	1395	29,300	130.2	35,100	156.2
B11565-BE-ACCC	STOCKHOLM 3L	895	453.7	1.039	26.39	0.345	8.76	919	1368	29,300	130.2	35,000	155.7
B11565-BF-ACCC	LUBBOCK	904	458.0	1.040	26.42	0.345	8.76	924	1376	29,300	130.2	35,100	156.1
B11565-Z-ACCC	GALVESTON	1011	512.4	1.090	27.69	0.345	8.76	1025	1526	29,300	130.2	35,700	158.8
B11565-Z-ACCC	WARSAW	1002	507.5	1.091	27.71	0.345	8.76	1021	1520	29,300	130.2	35,700	158.7
B11565-A-ACCC	DRAKE (DEL MAR)	1026	519.7	1.108	28.14	0.375	9.53	1052	1565	34,600	153.8	41,200	183.3
B11565-A-ACCC	DUBLIN	1035	524.5	1.108	28.14	0.375	9.53	1064	1583	34,600	153.8	41,200	183.3
B11565-AB-ACCC	PLANO	1059	536.8	1.127	28.63	0.345	8.76	1073	1597	29,300	130.2	36,000	160.1
B11565-AB-ACCC	HAMBURG	1078	546.4	1.127	28.63	0.345	8.76	1093	1627	29,300	130.2	36,200	160.9

## Jumpers for ACCC (cont.)

AFL NO.  JUMPER	ACCC	CONDUCTOR		DIAMETER		CORE DIAMETER		WEIGHT		CORE RATED STRENGTH		COND. RATED STRENGTH	
	SIZE	(KCMIL)	(MM <sup>2</sup> )	(IN)	(MM)	(IN)	(MM)	(LB/KFT)	(KG/KM)	(LBF)	(KN)	(LBF)	(KN)
B11565-AC-ACCC	KOLKATA	1073	543.5	1.127	28.63	0.375	9.53	1104	1643	34,600	153.8	41,400	184.0
B11565-AA-ACCC	CURLEW (CRESCENT)	1033	523.4	1.140	28.96	0.415	10.54	1082	1610	42,300	188.3	49,000	218.0
B11565-AD-ACCC	ULS MAHAKAM	1075	544.9	1.142	29.01	0.415	10.54	1127	1677	50,700	225.6	57,600	256.3
B11565-AE-ACCC	CORPUS CHRISTI	1103	558.9	1.146	29.11	0.345	8.76	1113	1657	29,300	130.2	36,300	161.5
B11565-AE-ACCC	MILAN	1120	567.7	1.146	29.11	0.345	8.76	1133	1686	29,300	130.2	36,400	162.1
B11565-AF-ACCC	ARLINGTON	1151	583.2	1.177	29.90	0.375	9.53	1173	1745	34,600	153.8	41,900	186.4
B11565-AF-ACCC	ROME	1169	592.5	1.177	29.90	0.375	9.53	1192	1774	34,600	153.8	42,100	187.1
B11565-AG-ACCC	CARDINAL (CARLSBAD)	1222	619.1	1.198	30.43	0.345	8.76	1225	1823	29,300	130.2	37,100	165.0
B11565-AG-ACCC	VIENNA	1242	629.2	1.198	30.43	0.345	8.76	1245	1853	29,300	130.2	37,200	165.5
B11565-AH-ACCC	FORT WORTH	1300	658.9	1.240	31.50	0.375	9.53	1312	1952	34,600	153.8	42,900	190.8
B11565-AH-ACCC	BUDAPEST	1319	668.3	1.240	31.50	0.375	9.53	1333	1984	34,600	153.8	43,000	191.4
B11565-AK-ACCC	PRAGUE	1363	690.7	1.251	31.78	0.345	8.76	1364	2031	29,300	130.2	38,000	169.0
B11565-AL-ACCC	ULS PRAGUE	1363	690.7	1.251	31.78	0.345	8.76	1364	2031	34,900	155.1	43,800	194.8
B11565-AM-ACCC	MUMBAI	1353	685.4	1.251	31.78	0.375	9.53	1367	2035	34,600	153.8	43,200	192.0
B11565-AL-ACCC	EL PASO	1350	684.0	1.252	31.80	0.345	8.76	1345	2002	29,300	130.2	37,900	168.6
B11565-AL-ACCC	ULS EL PASO	1350	684.0	1.252	31.80	0.345	8.76	1345	2002	34,900	155.1	43,500	193.5
B11565-H-ACCC	MUNICH	1447	733.1	1.293	32.84	0.375	9.53	1458	2170	34,600	153.8	43,800	195.0
B11565-H-ACCC	BEAUMONT	1429	723.9	1.294	32.87	0.375	9.53	1436	2136	34,600	153.8	43,700	194.4
B11565-AN-ACCC	SAN ANTONIO	1475	747.3	1.315	33.40	0.385	9.78	1486	2212	36,400	162.1	45,900	204.2
B11565-AN-ACCC	LONDON	1498	759.0	1.315	33.40	0.385	9.78	1511	2248	36,400	162.1	46,000	204.8
B11565-AP-ACCC	BITTERN (BALBOA)	1582	801.4	1.345	34.16	0.345	8.76	1566	2331	29,300	130.2	39,400	175.3
B11565-AR-ACCC	ULS BITTERN (BALBOA)	1582	801.4	1.345	34.16	0.345	8.76	1566	2331	34,900	155.1	45,000	200.2
B11565-AP-ACCC	PARIS	1606	813.7	1.345	34.16	0.345	8.76	1590	2366	29,300	130.2	39,600	175.9
B11565-AW-ACCC	BORDEAUX	1738	880.8	1.408	35.76	0.415	10.54	1859	2766	42,300	188.3	53,500	237.9
B11565-AS-ACCC	ANTWERP	1865	944.8	1.451	36.86	0.385	9.78	1855	2760	36,400	162.1	48,400	215.2
B11565-AT-ACCC	ULS ANTWERP	1865	944.8	1.451	36.86	0.385	9.78	1855	2760	43,500	193.5	55,600	247.3
B11565-AS-ACCC	DALLAS	1795	909.5	1.452	36.88	0.385	9.78	1795	2671	36,400	162.1	47,900	213.1
B11565-AT-ACCC	ULS DALLAS	1795	909.5	1.452	36.88	0.385	9.78	1795	2671	43,500	193.5	55,000	244.7
B11565-AX-ACCC	LAPWING (LAGUNA)	1949	987.5	1.504	38.20	0.385	9.78	1940	2887	36,400	162.1	48,900	217.5
B11565-E-ACCC	BERLIN (MADRID-ICE)	1986	1006.5	1.504	38.20	0.415	10.54	1982	2949	42,300	188.3	55,100	245.0
B11565-AX-ACCC	MADRID	1999	1013.0	1.504	38.20	0.385	9.78	1981	2948	36,400	162.1	49,200	219.1
B11565-E-ACCC	HOUSTON	1927	976.6	1.506	38.25	0.415	10.54	1934	2878	42,300	188.3	54,700	243.3
B11565-AY-ACCC	FALCON (SANOMA)	2045	1036.2	1.545	39.24	0.415	10.54	2045	3044	42,300	188.3	55,400	246.4
B11565-D-ACCC	CHUKAR (CARMEL)	2242	1135.8	1.604	40.74	0.395	10.03	2220	3303	38,400	170.6	52,700	234.4
B11565-BA-ACCC	CHUKAR II (CAPISTRANO)	2606	1320.3	1.720	43.69	0.395	10.03	2570	3825	38,400	170.6	55,100	245.1
B11565-AZ-ACCC	BLUEBIRD (BIG SUR)	2741	1388.7	1.762	44.75	0.415	10.54	2703	4022	42,300	188.3	59,900	266.4
B11565-AZ-ACCC	ATHENS	2782	1409.6	1.762	44.75	0.415	10.54	2732	4066	42,300	188.3	60,200	267.6



# Compression Joints for ACCC



## Catalog Number Configuration for Compression Joints

**B12929** - **AFL Code** - **ACCC** - **COL**

### Notes

1. All Compression Joints are rated for "EHV."
2. For more information, contact AFL at 1.800.866.7385.

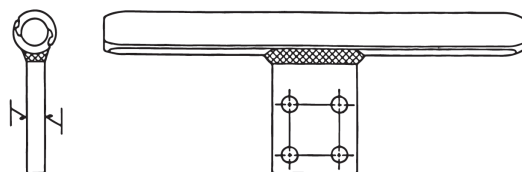
AFL NO. COMPRESSION JOINT	ACCC SIZE	CONDUCTOR		DIAMETER		CORE DIAMETER		WEIGHT		CORE RATED STRENGTH		COND. RATED STRENGTH	
		(KCMIL)	(MM <sup>2</sup> )	(IN)	(MM)	(IN)	(MM)	(LB/ KFT)	(KG/ KM)	(LBF)	(KN)	(LBF)	(KN)
B12929-K-ACCC-COL	PASADENA	305	154.4	0.616	15.65	0.235	5.97	321	478	13,600	60.4	15,500	68.9
B12929-K-ACCC-COL	HELSINKI	297	150.6	0.616	15.65	0.235	5.97	317	471	13,600	60.4	15,500	68.9
B12929-G-ACCC-COL	JAIPUR	309	156.7	0.650	16.50	0.305	7.75	349	519	22,900	101.7	24,900	110.8
B12929-BB-ACCC-COL	ZADAR	356	180.3	0.673	17.09	0.280	7.11	386	574	19,300	85.7	21,600	96.1
B12929-BC-ACCC-COL	ROVINJ	378	191.6	0.673	17.10	0.235	5.97	392	583	13,600	60.4	16,000	71.2
B12929-BC-ACCC-COL	OSTRICH (OCEANSIDE)	383	194.2	0.680	17.27	0.235	5.97	396	589	13,600	60.4	16,000	71.2
B12929-L-ACCC-COL	LINNET (LA JOLLA)	430	218.1	0.720	18.29	0.235	5.97	440	655	13,600	60.4	16,300	72.5
B12929-L-ACCC-COL	COPENHAGEN	434	219.9	0.720	18.29	0.235	5.97	444	661	13,600	60.4	16,400	72.8
B12929-M-ACCC-COL	ORIOLE (OXNARD)	439	222.3	0.741	18.82	0.280	7.11	463	689	19,300	85.7	22,100	98.3
B12929-M-ACCC-COL	REYKJAVIK	440	223.1	0.741	18.82	0.280	7.11	466	694	19,300	85.7	22,100	98.3
B12929-BD-ACCC-COL	GDANSK	491	248.7	0.756	19.20	0.235	5.97	499	743	13,600	60.4	16,700	74.3
B12929-N-ACCC-COL	GLASGOW	467	236.7	0.769	19.53	0.305	7.75	492	732	22,900	101.7	25,900	115.0
B12929-N-ACCC-COL	WACO	454	230.1	0.770	19.56	0.305	7.75	485	721	22,900	101.7	25,800	114.8
B12929-P-ACCC-COL	LAREDO	530	268.4	0.807	20.50	0.280	7.11	548	816	19,300	85.7	22,700	101.0
B12929-P-ACCC-COL	CASABLANCA	540	273.6	0.807	20.50	0.280	7.11	561	834	19,300	85.7	22,700	101.1
B12929-R-ACCC-COL	MONTE CARLO	451	228.5	0.818	20.78	0.415	10.54	537	799	42,300	188.3	45,200	201.2
B12929-S-ACCC-COL	ULS MONTE CARLO	451	228.5	0.819	20.79	0.415	10.54	537	799	50,700	225.6	53,600	238.6
B12929-B-ACCC-COL	HAWK (HERMOSA/LISBOON)	611	309.7	0.858	21.79	0.280	7.11	625	930	19,300	85.7	23,200	103.2
B12929-B-ACCC-COL	LISBON	623	315.5	0.858	21.79	0.280	7.11	637	948	19,300	85.7	23,300	103.5
B12929-F-ACCC-COL	IRVING	609	308.8	0.882	22.40	0.345	8.76	649	965	29,300	130.2	33,200	147.7
B12929-F-ACCC-COL	OSLO	619	313.8	0.882	22.40	0.345	8.76	659	981	29,300	130.2	33,200	147.8
B12929-T-ACCC-COL	DOVE (DOHNEY)	714	361.5	0.927	23.55	0.305	7.75	728	1083	22,900	101.7	27,500	122.3
B12929-T-ACCC-COL	AMSTERDAM	725	367.4	0.927	23.55	0.305	7.75	740	1101	22,900	101.7	27,500	122.4
B12929-X-ACCC-COL	ULS 25mm	753	381.8	0.984	25.00	0.415	10.54	817	1216	50,700	225.6	55,600	247.2
B12929-W-ACCC-COL	GROSBEAK (GOLETA)	821	416.2	0.990	25.15	0.320	8.13	837	1245	25,200	112.0	30,400	135.2
B12929-W-ACCC-COL	BRUSSELS	832	421.4	0.990	25.15	0.320	8.13	850	1265	25,200	112.0	30,500	135.7
B12929-Y-ACCC-COL	ULS LEIPZIG	802	406.4	0.990	25.15	0.375	9.53	842	1253	41,300	183.5	46,600	207.3
B12929-BE-ACCC-COL	STOCKHOLM 2L	914	463.3	1.039	26.39	0.345	8.76	937	1395	29,300	130.2	35,100	156.2
B12929-BE-ACCC-COL	STOCKHOLM 3L	895	453.7	1.039	26.39	0.345	8.76	919	1368	29,300	130.2	35,000	155.7
B12929-BF-ACCC-COL	LUBBOCK	904	458.0	1.040	26.42	0.345	8.76	924	1376	29,300	130.2	35,100	156.1
B12929-Z-ACCC-COL	GALVESTON	1011	512.4	1.090	27.69	0.345	8.76	1025	1526	29,300	130.2	35,700	158.8
B12929-Z-ACCC-COL	WARSAW	1002	507.5	1.091	27.71	0.345	8.76	1021	1520	29,300	130.2	35,700	158.7
B12929-A-ACCC-COL	DRAKE (DEL MAR)	1026	519.7	1.108	28.14	0.375	9.53	1052	1565	34,600	153.8	41,200	183.3
B12929-A-ACCC-COL	DUBLIN	1035	524.5	1.108	28.14	0.375	9.53	1064	1583	34,600	153.8	41,200	183.3
B12929-AB-ACCC-COL	PLANO	1059	536.8	1.127	28.63	0.345	8.76	1073	1597	29,300	130.2	36,000	160.1

## Compression Joints for ACCC (cont.)

AFL NO. COMPRESSION JOINT	ACCC	CONDUCTOR		DIAMETER		CORE DIAMETER		WEIGHT		CORE RATED STRENGTH		COND. RATED STRENGTH	
	SIZE	(KCMIL)	(MM <sup>2</sup> )	(IN)	(MM)	(IN)	(MM)	(LB/KFT)	(KG/KM)	(LBF)	(KN)	(LBF)	(KN)
B12929-AB-ACCC-COL	HAMBURG	1078	546.4	1.127	28.63	0.345	8.76	1093	1627	29,300	130.2	36,200	160.9
B12929-AC-ACCC-COL	KOLKATA	1073	543.5	1.127	28.63	0.375	9.53	1104	1643	34,600	153.8	41,400	184.0
B12929-AA-ACCC-COL	CURLEW (CRESCENT)	1033	523.4	1.140	28.96	0.415	10.54	1082	1610	42,300	188.3	49,000	218.0
B12929-AD-ACCC-COL	ULS MAHAKAM	1075	544.9	1.142	29.01	0.415	10.54	1127	1677	50,700	225.6	57,600	256.3
B12929-AE-ACCC-COL	CORPUS CHRISTI	1103	558.9	1.146	29.11	0.345	8.76	1113	1657	29,300	130.2	36,300	161.5
B12929-AE-ACCC-COL	MILAN	1120	567.7	1.146	29.11	0.345	8.76	1133	1686	29,300	130.2	36,400	162.1
B12929-AF-ACCC-COL	ARLINGTON	1151	583.2	1.177	29.90	0.375	9.53	1173	1745	34,600	153.8	41,900	186.4
B12929-AF-ACCC-COL	ROME	1169	592.5	1.177	29.90	0.375	9.53	1192	1774	34,600	153.8	42,100	187.1
B12929-AG-ACCC-COL	CARDINAL (CARLSBAD)	1222	619.1	1.198	30.43	0.345	8.76	1225	1823	29,300	130.2	37,100	165.0
B12929-AG-ACCC-COL	VIENNA	1242	629.2	1.198	30.43	0.345	8.76	1245	1853	29,300	130.2	37,200	165.5
B12929-AH-ACCC-COL	FORT WORTH	1300	658.9	1.240	31.50	0.375	9.53	1312	1952	34,600	153.8	42,900	190.8
B12929-AH-ACCC-COL	BUDAPEST	1319	668.3	1.240	31.50	0.375	9.53	1333	1984	34,600	153.8	43,000	191.4
B12929-AK-ACCC-COL	PRAGUE	1363	690.7	1.251	31.78	0.345	8.76	1364	2031	29,300	130.2	38,000	169.0
B12929-AL-ACCC-COL	ULS PRAGUE	1363	690.7	1.251	31.78	0.345	8.76	1364	2031	34,900	155.1	43,800	194.8
B12929-AM-ACCC-COL	MUMBAI	1353	685.4	1.251	31.78	0.375	9.53	1367	2035	34,600	153.8	43,200	192.0
B12929-AK-ACCC-COL	EL PASO	1350	684.0	1.252	31.80	0.345	8.76	1345	2002	29,300	130.2	37,900	168.6
B12929-AL-ACCC-COL	ULS EL PASO	1350	684.0	1.252	31.80	0.345	8.76	1345	2002	34,900	155.1	43,500	193.5
B12929-H-ACCC-COL	MUNICH	1447	733.1	1.293	32.84	0.375	9.53	1458	2170	34,600	153.8	43,800	195.0
B12929-H-ACCC-COL	BEAUMONT	1429	723.9	1.294	32.87	0.375	9.53	1436	2136	34,600	153.8	43,700	194.4
B12929-AN-ACCC-COL	SAN ANTONIO	1475	747.3	1.315	33.40	0.385	9.78	1486	2212	36,400	162.1	45,900	204.2
B12929-AN-ACCC-COL	LONDON	1498	759.0	1.315	33.40	0.385	9.78	1511	2248	36,400	162.1	46,000	204.8
B12929-AP-ACCC-COL	BITTERN (BALBOA)	1582	801.4	1.345	34.16	0.345	8.76	1566	2331	29,300	130.2	39,400	175.3
B12929-AR-ACCC-COL	ULS BITTERN (BALBOA)	1582	801.4	1.345	34.16	0.345	8.76	1566	2331	34,900	155.1	45,000	200.2
B12929-AP-ACCC-COL	PARIS	1606	813.7	1.345	34.16	0.345	8.76	1590	2366	29,300	130.2	39,600	175.9
B12929-AW-ACCC-COL	BORDEAUX	1738	880.8	1.408	35.76	0.415	10.54	1859	2766	42,300	188.3	53,500	237.9
B12929-AS-ACCC-COL	ANTWERP	1865	944.8	1.451	36.86	0.385	9.78	1855	2760	36,400	162.1	48,400	215.2
B12929-AT-ACCC-COL	ULS ANTWERP	1865	944.8	1.451	36.86	0.385	9.78	1855	2760	43,500	193.5	55,600	247.3
B12929-AS-ACCC-COL	DALLAS	1795	909.5	1.452	36.88	0.385	9.78	1795	2671	36,400	162.1	47,900	213.1
B12929-AT-ACCC-COL	ULS DALLAS	1795	909.5	1.452	36.88	0.385	9.78	1795	2671	43,500	193.5	55,000	244.7
B12929-AX-ACCC-COL	LAPWING (LAGUNA)	1949	987.5	1.504	38.20	0.385	9.78	1940	2887	36,400	162.1	48,900	217.5
B12929-E-ACCC-COL	BERLIN (MADRID-ICE)	1986	1006.5	1.504	38.20	0.415	10.54	1982	2949	42,300	188.3	55,100	245.0
B12929-AX-ACCC-COL	MADRID	1999	1013.0	1.504	38.20	0.385	9.78	1981	2948	36,400	162.1	49,200	219.1
B12929-E-ACCC-COL	HOUSTON	1927	976.6	1.506	38.25	0.415	10.54	1934	2878	42,300	188.3	54,700	243.3
B12929-AY-ACCC-COL	FALCON (SANOMA)	2045	1036.2	1.545	39.24	0.415	10.54	2045	3044	42,300	188.3	55,400	246.4
B12929-D-ACCC-COL	CHUKAR (CARMEL)	2242	1135.8	1.604	40.74	0.395	10.03	2220	3303	38,400	170.6	52,700	234.4
B12929-BA-ACCC-COL	CHUKAR II (CAPIST-RANO)	2606	1320.3	1.720	43.69	0.395	10.03	2570	3825	38,400	170.6	55,100	245.1
B12929-AZ-ACCC-COL	BLUEBIRD (BIG SUR)	2741	1388.7	1.762	44.75	0.415	10.54	2703	4022	42,300	188.3	59,900	266.4
B12929-AZ-ACCC-COL	ATHENS	2782	1409.6	1.762	44.75	0.415	10.54	2732	4066	42,300	188.3	60,200	267.6



# Bolted Tee Tap for ACCC



## Catalog Number Configuration for Bolted Tee Taps

**D11567** - **AFL Code** **EHV** - **ACCC**

Blank = voltage <345 kV  
EHV = voltage ≥345 kV

### Notes


- For 345 kV and above, add suffix "EHV" to AFL No.  
For example: D11567-LEHV-ACCC
- For more information, contact AFL at 1.800.866.7385.

AFL NO.  BOLTED TEE TAP	ACCC	CONDUCTOR		DIAMETER		CORE DIAMETER		WEIGHT		CORE RATED STRENGTH		COND. RATED STRENGTH	
	SIZE	(KCMIL)	(MM <sup>2</sup> )	(IN)	(MM)	(IN)	(MM)	(LB/ KFT)	(KG/ KM)	(LBF)	(KN)	(LBF)	(KN)
D11567-K-ACCC	PASADENA	305	154.4	0.616	15.65	0.235	5.97	321	478	13,600	60.4	15,500	68.9
D11567-K-ACCC	HELSINKI	297	150.6	0.616	15.65	0.235	5.97	317	471	13,600	60.4	15,500	68.9
D11567-G-ACCC	JAIPUR	309	156.7	0.650	16.50	0.305	7.75	349	519	22,900	101.7	24,900	110.8
D11567-BB-ACCC	ZADAR	356	180.3	0.673	17.09	0.280	7.11	386	574	19,300	85.7	21,600	96.1
D11567-BC-ACCC	ROVINJ	378	191.6	0.673	17.10	0.235	5.97	392	583	13,600	60.4	16,000	71.2
D11567-BC-ACCC	OSTRICH (OCEANSIDE)	383	194.2	0.680	17.27	0.235	5.97	396	589	13,600	60.4	16,000	71.2
D11567-L-ACCC	LINNET (LA JOLLA)	430	218.1	0.720	18.29	0.235	5.97	440	655	13,600	60.4	16,300	72.5
D11567-L-ACCC	COPENHAGEN	434	219.9	0.720	18.29	0.235	5.97	444	661	13,600	60.4	16,400	72.8
D11567-M-ACCC	ORIOLE (OXNARD)	439	222.3	0.741	18.82	0.280	7.11	463	689	19,300	85.7	22,100	98.3
D11567-M-ACCC	REYKJAVIK	440	223.1	0.741	18.82	0.280	7.11	466	694	19,300	85.7	22,100	98.3
D11567-BD-ACCC	GDANSK	491	248.7	0.756	19.20	0.235	5.97	499	743	13,600	60.4	16,700	74.3
D11567-N-ACCC	GLASGOW	467	236.7	0.769	19.53	0.305	7.75	492	732	22,900	101.7	25,900	115.0
D11567-N-ACCC	WACO	454	230.1	0.770	19.56	0.305	7.75	485	721	22,900	101.7	25,800	114.8
D11567-P-ACCC	LAREDO	530	268.4	0.807	20.50	0.280	7.11	548	816	19,300	85.7	22,700	101.0
D11567-P-ACCC	CASABLANCA	540	273.6	0.807	20.50	0.280	7.11	561	834	19,300	85.7	22,700	101.1
D11567-R-ACCC	MONTE CARLO	451	228.5	0.818	20.78	0.415	10.54	537	799	42,300	188.3	45,200	201.2
D11567-S-ACCC	ULS MONTE CARLO	451	228.5	0.819	20.79	0.415	10.54	537	799	50,700	225.6	53,600	238.6
D11567-B-ACCC	HAWK (HERMOSA/LISBOON)	611	309.7	0.858	21.79	0.280	7.11	625	930	19,300	85.7	23,200	103.2
D11567-B-ACCC	LISBON	623	315.5	0.858	21.79	0.280	7.11	637	948	19,300	85.7	23,300	103.5
D11567-F-ACCC	IRVING	609	308.8	0.882	22.40	0.345	8.76	649	965	29,300	130.2	33,200	147.7
D11567-F-ACCC	OSLO	619	313.8	0.882	22.40	0.345	8.76	659	981	29,300	130.2	33,200	147.8
D11567-T-ACCC	DOVE (DOHNEY)	714	361.5	0.927	23.55	0.305	7.75	728	1083	22,900	101.7	27,500	122.3
D11567-T-ACCC	AMSTERDAM	725	367.4	0.927	23.55	0.305	7.75	740	1101	22,900	101.7	27,500	122.4
D11567-X-ACCC	ULS 25mm	753	381.8	0.984	25.00	0.415	10.54	817	1216	50,700	225.6	55,600	247.2
D11567-W-ACCC	GROSBEAK (GOLETA)	821	416.2	0.990	25.15	0.320	8.13	837	1245	25,200	112.0	30,400	135.2
D11567-W-ACCC	BRUSSELS	832	421.4	0.990	25.15	0.320	8.13	850	1265	25,200	112.0	30,500	135.7
D11567-Y-ACCC	ULS LEIPZIG	802	406.4	0.990	25.15	0.375	9.53	842	1253	41,300	183.5	46,600	207.3
D11567-BE-ACCC	STOCKHOLM 2L	914	463.3	1.039	26.39	0.345	8.76	937	1395	29,300	130.2	35,100	156.2
D11567-BE-ACCC	STOCKHOLM 3L	895	453.7	1.039	26.39	0.345	8.76	919	1368	29,300	130.2	35,000	155.7
D11567-BF-ACCC	LUBBOCK	904	458.0	1.040	26.42	0.345	8.76	924	1376	29,300	130.2	35,100	156.1
D11567-Z-ACCC	GALVESTON	1011	512.4	1.090	27.69	0.345	8.76	1025	1526	29,300	130.2	35,700	158.8
D11567-Z-ACCC	WARSAW	1002	507.5	1.091	27.71	0.345	8.76	1021	1520	29,300	130.2	35,700	158.7
D11567-A-ACCC	DRAKE (DEL MAR)	1026	519.7	1.108	28.14	0.375	9.53	1052	1565	34,600	153.8	41,200	183.3
D11567-A-ACCC	DUBLIN	1035	524.5	1.108	28.14	0.375	9.53	1064	1583	34,600	153.8	41,200	183.3
D11567-AB-ACCC	PLANO	1059	536.8	1.127	28.63	0.345	8.76	1073	1597	29,300	130.2	36,000	160.1
D11567-AB-ACCC	HAMBURG	1078	546.4	1.127	28.63	0.345	8.76	1093	1627	29,300	130.2	36,200	160.9
D11567-AC-ACCC	KOLKATA	1073	543.5	1.127	28.63	0.375	9.53	1104	1643	34,600	153.8	41,400	184.0
D11567-AA-ACCC	CURLEW (CRESCENT)	1033	523.4	1.140	28.96	0.415	10.54	1082	1610	42,300	188.3	49,000	218.0

## Bolted Tee Taps for ACCC (cont.)

AFL NO.  BOLTED TEE TAP	ACCC	CONDUCTOR		DIAMETER		CORE DIAMETER		WEIGHT		CORE RATED STRENGTH		COND. RATED STRENGTH	
		SIZE	(KCMIL)	(MM <sup>2</sup> )	(IN)	(MM)	(IN)	(MM)	(LB/ KFT)	(KG/ KM)	(LBF)	(KN)	(LBF)
D11567-AD-ACCC	ULS MAHAKAM	1075	544.9	1.142	29.01	0.415	10.54	1127	1677	50,700	225.6	57,600	256.3
D11567-AE-ACCC	CORPUS CHRISTI	1103	558.9	1.146	29.11	0.345	8.76	1113	1657	29,300	130.2	36,300	161.5
D11567-AE-ACCC	MILAN	1120	567.7	1.146	29.11	0.345	8.76	1133	1686	29,300	130.2	36,400	162.1
D11567-AF-ACCC	ARLINGTON	1151	583.2	1.177	29.90	0.375	9.53	1173	1745	34,600	153.8	41,900	186.4
D11567-AF-ACCC	ROME	1169	592.5	1.177	29.90	0.375	9.53	1192	1774	34,600	153.8	42,100	187.1
D11567-AG-ACCC	CARDINAL (CARLSBAD)	1222	619.1	1.198	30.43	0.345	8.76	1225	1823	29,300	130.2	37,100	165.0
D11567-AG-ACCC	VIENNA	1242	629.2	1.198	30.43	0.345	8.76	1245	1853	29,300	130.2	37,200	165.5
D11567-AH-ACCC	FORT WORTH	1300	658.9	1.240	31.50	0.375	9.53	1312	1952	34,600	153.8	42,900	190.8
D11567-AH-ACCC	BUDAPEST	1319	668.3	1.240	31.50	0.375	9.53	1333	1984	34,600	153.8	43,000	191.4
D11567-AK-ACCC	PRAGUE	1363	690.7	1.251	31.78	0.345	8.76	1364	2031	29,300	130.2	38,000	169.0
D11567-AL-ACCC	ULS PRAGUE	1363	690.7	1.251	31.78	0.345	8.76	1364	2031	34,900	155.1	43,800	194.8
D11567-AM-ACCC	MUMBAI	1353	685.4	1.251	31.78	0.375	9.53	1367	2035	34,600	153.8	43,200	192.0
D11567-AL-ACCC	EL PASO	1350	684.0	1.252	31.80	0.345	8.76	1345	2002	29,300	130.2	37,900	168.6
D11567-AL-ACCC	ULS EL PASO	1350	684.0	1.252	31.80	0.345	8.76	1345	2002	34,900	155.1	43,500	193.5
D11567-H-ACCC	MUNICH	1447	733.1	1.293	32.84	0.375	9.53	1458	2170	34,600	153.8	43,800	195.0
D11567-H-ACCC	BEAUMONT	1429	723.9	1.294	32.87	0.375	9.53	1436	2136	34,600	153.8	43,700	194.4
D11567-AN-ACCC	SAN ANTONIO	1475	747.3	1.315	33.40	0.385	9.78	1486	2212	36,400	162.1	45,900	204.2
D11567-AN-ACCC	LONDON	1498	759.0	1.315	33.40	0.385	9.78	1511	2248	36,400	162.1	46,000	204.8
D11567-AP-ACCC	BITTERN (BALBOA)	1582	801.4	1.345	34.16	0.345	8.76	1566	2331	29,300	130.2	39,400	175.3
D11567-AR-ACCC	ULS BITTERN (BALBOA)	1582	801.4	1.345	34.16	0.345	8.76	1566	2331	34,900	155.1	45,000	200.2
D11567-AP-ACCC	PARIS	1606	813.7	1.345	34.16	0.345	8.76	1590	2366	29,300	130.2	39,600	175.9
D11567-AW-ACCC	BORDEAUX	1738	880.8	1.408	35.76	0.415	10.54	1859	2766	42,300	188.3	53,500	237.9
D11567-AS-ACCC	ANTWERP	1865	944.8	1.451	36.86	0.385	9.78	1855	2760	36,400	162.1	48,400	215.2
D11567-AT-ACCC	ULS ANTWERP	1865	944.8	1.451	36.86	0.385	9.78	1855	2760	43,500	193.5	55,600	247.3
D11567-AS-ACCC	DALLAS	1795	909.5	1.452	36.88	0.385	9.78	1795	2671	36,400	162.1	47,900	213.1
D11567-AT-ACCC	ULS DALLAS	1795	909.5	1.452	36.88	0.385	9.78	1795	2671	43,500	193.5	55,000	244.7
D11567-AX-ACCC	LAPWING (LAGUNA)	1949	987.5	1.504	38.20	0.385	9.78	1940	2887	36,400	162.1	48,900	217.5
D11567-E-ACCC	BERLIN (MADRID-ICE)	1986	1006.5	1.504	38.20	0.415	10.54	1982	2949	42,300	188.3	55,100	245.0
D11567-AX-ACCC	MADRID	1999	1013.0	1.504	38.20	0.385	9.78	1981	2948	36,400	162.1	49,200	219.1
D11567-E-ACCC	HOUSTON	1927	976.6	1.506	38.25	0.415	10.54	1934	2878	42,300	188.3	54,700	243.3
D11567-AY-ACCC	FALCON (SANOMA)	2045	1036.2	1.545	39.24	0.415	10.54	2045	3044	42,300	188.3	55,400	246.4
D11567-D-ACCC	CHUKAR (CARMEL)	2242	1135.8	1.604	40.74	0.395	10.03	2220	3303	38,400	170.6	52,700	234.4
D11567-BA-ACCC	CHUKAR II (CAPIST-RANO)	2606	1320.3	1.720	43.69	0.395	10.03	2570	3825	38,400	170.6	55,100	245.1
D11567-AZ-ACCC	BLUEBIRD (BIG SUR)	2741	1388.7	1.762	44.75	0.415	10.54	2703	4022	42,300	188.3	59,900	266.4
D11567-AZ-ACCC	ATHENS	2782	1409.6	1.762	44.75	0.415	10.54	2732	4066	42,300	188.3	60,200	267.6

# Repair Sleeves for ACCC



## Catalog Number Configuration for Compression Joints

**D11940** – **AFL Code** – **ACCC**

### Notes

1. All Repair Sleeves are rated for "EHV."
2. For more information, contact AFL at 1.800.866.7385.

AFL NO. REPAIR SLEEVE	ACCC SIZE	CONDUCTOR		DIAMETER		CORE DIAMETER		WEIGHT		CORE RATED STRENGTH		COND. RATED STRENGTH	
		(KCMIL)	(MM <sup>2</sup> )	(IN)	(MM)	(IN)	(MM)	(LB/ KFT)	(KG/ KM)	(LBF)	(KN)	(LBF)	(KN)
D11940-K-ACCC	PASADENA	305	154.4	0.616	15.65	0.235	5.97	321	478	13,600	60.4	15,500	68.9
D11940-K-ACCC	HELSINKI	297	150.6	0.616	15.65	0.235	5.97	317	471	13,600	60.4	15,500	68.9
D11940-G-ACCC	JAIPUR	309	156.7	0.650	16.50	0.305	7.75	349	519	22,900	101.7	24,900	110.8
D11940-BB-ACCC	ZADAR	356	180.3	0.673	17.09	0.280	7.11	386	574	19,300	85.7	21,600	96.1
D11940-BC-ACCC	ROVINJ	378	191.6	0.673	17.10	0.235	5.97	392	583	13,600	60.4	16,000	71.2
D11940-BC-ACCC	OSTRICH (OCEANSIDE)	383	194.2	0.680	17.27	0.235	5.97	396	589	13,600	60.4	16,000	71.2
D11940-L-ACCC	LINNET (LA JOLLA)	430	218.1	0.720	18.29	0.235	5.97	440	655	13,600	60.4	16,300	72.5
D11940-L-ACCC	COPENHAGEN	434	219.9	0.720	18.29	0.235	5.97	444	661	13,600	60.4	16,400	72.8
D11940-M-ACCC	ORIOLE (OXNARD)	439	222.3	0.741	18.82	0.280	7.11	463	689	19,300	85.7	22,100	98.3
D11940-M-ACCC	REYKJAVIK	440	223.1	0.741	18.82	0.280	7.11	466	694	19,300	85.7	22,100	98.3
D11940-BD-ACCC	GDANSK	491	248.7	0.756	19.20	0.235	5.97	499	743	13,600	60.4	16,700	74.3
D11940-N-ACCC	GLASGOW	467	236.7	0.769	19.53	0.305	7.75	492	732	22,900	101.7	25,900	115.0
D11940-N-ACCC	WACO	454	230.1	0.770	19.56	0.305	7.75	485	721	22,900	101.7	25,800	114.8
D11940-P-ACCC	LAREDO	530	268.4	0.807	20.50	0.280	7.11	548	816	19,300	85.7	22,700	101.0
D11940-P-ACCC	CASABLANCA	540	273.6	0.807	20.50	0.280	7.11	561	834	19,300	85.7	22,700	101.1
D11940-R-ACCC	MONTE CARLO	451	228.5	0.818	20.78	0.415	10.54	537	799	42,300	188.3	45,200	201.2
D11940-S-ACCC	ULS MONTE CARLO	451	228.5	0.819	20.79	0.415	10.54	537	799	50,700	225.6	53,600	238.6
D11940-B-ACCC	HAWK (HERMOSA/LISBOON)	611	309.7	0.858	21.79	0.280	7.11	625	930	19,300	85.7	23,200	103.2
D11940-B-ACCC	LISBON	623	315.5	0.858	21.79	0.280	7.11	637	948	19,300	85.7	23,300	103.5
D11940-F-ACCC	IRVING	609	308.8	0.882	22.40	0.345	8.76	649	965	29,300	130.2	33,200	147.7
D11940-F-ACCC	OSLO	619	313.8	0.882	22.40	0.345	8.76	659	981	29,300	130.2	33,200	147.8
D11940-T-ACCC	DOVE (DOHNEY)	714	361.5	0.927	23.55	0.305	7.75	728	1083	22,900	101.7	27,500	122.3
D11940-T-ACCC	AMSTERDAM	725	367.4	0.927	23.55	0.305	7.75	740	1101	22,900	101.7	27,500	122.4
D11940-X-ACCC	ULS 25mm	753	381.8	0.984	25.00	0.415	10.54	817	1216	50,700	225.6	55,600	247.2
D11940-W-ACCC	GROSBEAK (GOLETA)	821	416.2	0.990	25.15	0.320	8.13	837	1245	25,200	112.0	30,400	135.2
D11940-W-ACCC	BRUSSELS	832	421.4	0.990	25.15	0.320	8.13	850	1265	25,200	112.0	30,500	135.7
D11940-Y-ACCC	ULS LEIPZIG	802	406.4	0.990	25.15	0.375	9.53	842	1253	41,300	183.5	46,600	207.3
D11940-BE-ACCC	STOCKHOLM 2L	914	463.3	1.039	26.39	0.345	8.76	937	1395	29,300	130.2	35,100	156.2
D11940-BE-ACCC	STOCKHOLM 3L	895	453.7	1.039	26.39	0.345	8.76	919	1368	29,300	130.2	35,000	155.7
D11940-BF-ACCC	LUBBOCK	904	458.0	1.040	26.42	0.345	8.76	924	1376	29,300	130.2	35,100	156.1
D11940-Z-ACCC	GALVESTON	1011	512.4	1.090	27.69	0.345	8.76	1025	1526	29,300	130.2	35,700	158.8
D11940-Z-ACCC	WARSAW	1002	507.5	1.091	27.71	0.345	8.76	1021	1520	29,300	130.2	35,700	158.7
D11940-A-ACCC	DRAKE (DEL MAR)	1026	519.7	1.108	28.14	0.375	9.53	1052	1565	34,600	153.8	41,200	183.3
D11940-A-ACCC	DUBLIN	1035	524.5	1.108	28.14	0.375	9.53	1064	1583	34,600	153.8	41,200	183.3
D11940-AB-ACCC	PLANO	1059	536.8	1.127	28.63	0.345	8.76	1073	1597	29,300	130.2	36,000	160.1
D11940-AB-ACCC	HAMBURG	1078	546.4	1.127	28.63	0.345	8.76	1093	1627	29,300	130.2	36,200	160.9
D11940-AC-ACCC	KOLKATA	1073	543.5	1.127	28.63	0.375	9.53	1104	1643	34,600	153.8	41,400	184.0



## Repair Sleeves for ACCC (cont.)

AFL NO. REPAIR SLEEVES	ACCC	CONDUCTOR		DIAMETER		CORE DIAMETER		WEIGHT		CORE RATED STRENGTH		COND. RATED STRENGTH	
	SIZE	(KCMIL)	(MM <sup>2</sup> )	(IN)	(MM)	(IN)	(MM)	(LB/KFT)	(KG/KM)	(LBF)	(KN)	(LBF)	(KN)
D11940-AA-ACCC	CURLEW (CRESCENT)	1033	523.4	1.140	28.96	0.415	10.54	1082	1610	42,300	188.3	49,000	218.0
D11940-AD-ACCC	ULS MAHAKAM	1075	544.9	1.142	29.01	0.415	10.54	1127	1677	50,700	225.6	57,600	256.3
D11940-AE-ACCC	CORPUS CHRISTI	1103	558.9	1.146	29.11	0.345	8.76	1113	1657	29,300	130.2	36,300	161.5
D11940-AE-ACCC	MILAN	1120	567.7	1.146	29.11	0.345	8.76	1133	1686	29,300	130.2	36,400	162.1
D11940-AF-ACCC	ARLINGTON	1151	583.2	1.177	29.90	0.375	9.53	1173	1745	34,600	153.8	41,900	186.4
D11940-AF-ACCC	ROME	1169	592.5	1.177	29.90	0.375	9.53	1192	1774	34,600	153.8	42,100	187.1
D11940-AG-ACCC	CARDINAL (CARLSBAD)	1222	619.1	1.198	30.43	0.345	8.76	1225	1823	29,300	130.2	37,100	165.0
D11940-AG-ACCC	VIENNA	1242	629.2	1.198	30.43	0.345	8.76	1245	1853	29,300	130.2	37,200	165.5
D11940-AH-ACCC	FORT WORTH	1300	658.9	1.240	31.50	0.375	9.53	1312	1952	34,600	153.8	42,900	190.8
D11940-AH-ACCC	BUDAPEST	1319	668.3	1.240	31.50	0.375	9.53	1333	1984	34,600	153.8	43,000	191.4
D11940-AK-ACCC	PRAGUE	1363	690.7	1.251	31.78	0.345	8.76	1364	2031	29,300	130.2	38,000	169.0
D11940-AL-ACCC	ULS PRAGUE	1363	690.7	1.251	31.78	0.345	8.76	1364	2031	34,900	155.1	43,800	194.8
D11940-AM-ACCC	MUMBAI	1353	685.4	1.251	31.78	0.375	9.53	1367	2035	34,600	153.8	43,200	192.0
D11940-AN-ACCC	EL PASO	1350	684.0	1.252	31.80	0.345	8.76	1345	2002	29,300	130.2	37,900	168.6
D11940-AL-ACCC	ULS EL PASO	1350	684.0	1.252	31.80	0.345	8.76	1345	2002	34,900	155.1	43,500	193.5
D11940-H-ACCC	MUNICH	1447	733.1	1.293	32.84	0.375	9.53	1458	2170	34,600	153.8	43,800	195.0
D11940-H-ACCC	BEAUMONT	1429	723.9	1.294	32.87	0.375	9.53	1436	2136	34,600	153.8	43,700	194.4
D11940-AN-ACCC	SAN ANTONIO	1475	747.3	1.315	33.40	0.385	9.78	1486	2212	36,400	162.1	45,900	204.2
D11940-AN-ACCC	LONDON	1498	759.0	1.315	33.40	0.385	9.78	1511	2248	36,400	162.1	46,000	204.8
D11940-AP-ACCC	BITTERN (BALBOA)	1582	801.4	1.345	34.16	0.345	8.76	1566	2331	29,300	130.2	39,400	175.3
D11940-AR-ACCC	ULS BITTERN (BALBOA)	1582	801.4	1.345	34.16	0.345	8.76	1566	2331	34,900	155.1	45,000	200.2
D11940-AP-ACCC	PARIS	1606	813.7	1.345	34.16	0.345	8.76	1590	2366	29,300	130.2	39,600	175.9
D11940-AW-ACCC	BORDEAUX	1738	880.8	1.408	35.76	0.415	10.54	1859	2766	42,300	188.3	53,500	237.9
D11940-AS-ACCC	ANTWERP	1865	944.8	1.451	36.86	0.385	9.78	1855	2760	36,400	162.1	48,400	215.2
D11940-AT-ACCC	ULS ANTWERP	1865	944.8	1.451	36.86	0.385	9.78	1855	2760	43,500	193.5	55,600	247.3
D11940-AS-ACCC	DALLAS	1795	909.5	1.452	36.88	0.385	9.78	1795	2671	36,400	162.1	47,900	213.1
D11940-AT-ACCC	ULS DALLAS	1795	909.5	1.452	36.88	0.385	9.78	1795	2671	43,500	193.5	55,000	244.7
D11940-AX-ACCC	LAPWING (LAGUNA)	1949	987.5	1.504	38.20	0.385	9.78	1940	2887	36,400	162.1	48,900	217.5
D11940-E-ACCC	BERLIN (MADRID-ICE)	1986	1006.5	1.504	38.20	0.415	10.54	1982	2949	42,300	188.3	55,100	245.0
D11940-AX-ACCC	MADRID	1999	1013.0	1.504	38.20	0.385	9.78	1981	2948	36,400	162.1	49,200	219.1
D11940-E-ACCC	HOUSTON	1927	976.6	1.506	38.25	0.415	10.54	1934	2878	42,300	188.3	54,700	243.3
D11940-AY-ACCC	FALCON (SANOMA)	2045	1036.2	1.545	39.24	0.415	10.54	2045	3044	42,300	188.3	55,400	246.4
D11940-D-ACCC	CHUKAR (CARMEL)	2242	1135.8	1.604	40.74	0.395	10.03	2220	3303	38,400	170.6	52,700	234.4
D11940-BA-ACCC	CHUKAR II (CAPISTRANO)	2606	1320.3	1.720	43.69	0.395	10.03	2570	3825	38,400	170.6	55,100	245.1
D11940-AZ-ACCC	BLUEBIRD (BIG SUR)	2741	1388.7	1.762	44.75	0.415	10.54	2703	4022	42,300	188.3	59,900	266.4
D11940-AZ-ACCC	ATHENS	2782	1409.6	1.762	44.75	0.415	10.54	2732	4066	42,300	188.3	60,200	267.6

# HiTemp® Universal Compound (HiTUC) for Filler and Pad-to-Pad Connections



AFL's HiTemp Universal Compound (HiTUC) is the recommended inhibitor as a filler for compression fittings, as well as a joint compound for pad-to-pad connections for the increased temperature requirements in today's Utility market.

It has been designed to withstand the increased operating temperatures of high temperature/low sag conductors. If kept in a dry place, HiTUC has a three-year shelf life.

## Features

### Low Electrical Resistance

HiTUC contains extremely hard metallic particles with sharp and irregular shapes of carefully controlled grain size. This forms many metal to metal contact points for low contact resistance.

### Wide Temperature Tolerance

HiTUC has a wide temperature range. It is workable at low temperatures -40°C (-40°F) and does not drip at high temperatures. It has a melting point above 250°C (482°F).

### Improves Current Flow

During compression, the metallic particles (grit) contained in HiTUC are embedded between the conductor and the inside wall of the accessory, creating an irregular surface. This irregular surface improves conductivity by forming more metal to metal connections. The grit also acts as a wire brush on the aluminum oxide that has formed on the inside of the tubular accessory. This same grit creates a low resistance connection in bolted pads of dead ends, terminals and tee taps.

### Moisture Resistant

As the accessory is compressed, HiTUC is forced between the conductor strands, sealing out the harmful effects of harmful contaminants, water and salt.

### Fits Standard Caulking Gun

AFL is the only supplier that features a sight gauge along the length of the tube that allows the user to check the remaining amount. For easy filling of compression accessories, HiTUC fits a standard caulking gun.

## Application

- Filler compound and pad-to-pad connections for compression accessories installed on conductors operating at temperatures up to 250°C (482°F)
- Dead ends, joints, terminals, tee taps and jumper connectors

## Ordering Information

AFL NO.	PACKAGING
HITUC10T	Carton of 10 Tubes, 1 lb. (451 g)—Fits Standard Caulking Gun
HITUC1GAL	1 Gallon Pail, 11 lbs. (5 kg)
HITUC5GAL	5 Gallon Pail, 55 lbs. (25 kg)
HITUC12B	12 bottles per pack, 8 oz each, 6 lbs. (2721.6 g)

# Dissipator High-Efficiency Stockbridge Damper

## New Bell-shaped Weight Design

AFL's new Dissipator high-efficiency stockbridge damper 1700AA series provides a significant performance improvement over our traditional damper due to its unique offset bell-shaped weight configuration. The new offset weight design basically doubles the number of resonant frequencies, thereby providing a more consistent efficiency performance over the aeolian frequency span. AFL combined the proven performance of our unique bell-shaped weights and incorporated them in a design using two different size weights on unequal messenger lengths. The end result produced a damper with optimum performance that will eliminate damage caused by aeolian vibration thereby extending the life of a transmission line.

## VIBREC® Damper Placement Software

AFL has the longest standing history in vibration analysis today. From the many years of testing and gathering of empirical data, AFL introduced Vibrec, an integrated Windows®-based vibration analysis program that is available as a "Free Download" on our website. This program allows users to perform analysis on transmission lines by inputting various mechanical and environmental parameters that can affect vibration. With this information, Vibrec determines how many AFL Stockbridge vibration dampers or Speed-Grip® Spacers will be required for each span and suggests the best location for these accessories. You can also contact our technical support team for a free analysis.

## Features

- Four natural frequency response modes and the unique weight shape provide one of the widest frequency ranges of coverage in the industry.
- Damper's unique bell shaped weight with smooth contours throughout the entire damper design provides corona performance up to 500 kV.
- Optional break-a-way bolt available to ensure consistent torque requirements.
- Special 19-strand messenger cable provides highly efficient energy dissipation.



Unique conductor clamp design can be used on HiTemp® conductor applications up to 250°C without the need for armor rods

For more information, contact AFL's Technical Support at 1.800.866.7385.



# Vibration Dampers for Aluminum Type Conductor (ACCC, ACSR, ACSR-TW, ACSS, ACSS-TW, AAC, AAAC, ACAR)

**Table 1: Weight Selection**

WEIGHT CATALOG NUMBER	BARE CONDUCTOR DIAMETER RANGE		WEIGHT <sup>1</sup>	
			STEEL	
	IN	MM	LBS	KG
<b>ALUMINUM CONDUCTOR</b>				
1703	0.361 - 0.570	9.2 - 14.4	2.9	1.32
1704	0.571 - 0.770	14.5 - 19.5	6.5	2.95
1705	0.771 - 0.970	19.6 - 24.6	9.9	4.49
1706AA	0.971 - 1.210	24.7 - 30.7	8.2	3.72
1707AA	1.211 - 1.382	30.8 - 35.1	8.4	3.81
1708AA	1.383 - 1.825	35.2 - 46.4	16.7	7.57

**Table 2: Clamp Selection**

CLAMP AFL NO.	OVERALL DIAMETER RANGE AT POINT OF INSTALLATION		CLAMP BOLT DIA <sup>4</sup>	WEIGHT <sup>2</sup>	
				ALUMINUM	
	IN	MM		LBS	KG
-2	0.270 - 0.360	6.9 - 9.1	7/16	0.3	0.15
-3	0.361 - 0.460	9.2 - 11.6	7/16	0.3	0.15
-4	0.461 - 0.570	11.7 - 14.4	7/16	0.3	0.15
-5	0.571 - 0.675	14.5 - 17.1	7/16	0.4	0.16
-6	0.676 - 0.770	17.2 - 19.8	7/16	0.4	0.15
-7	0.771 - 0.870	19.6 - 22.1	1/2	0.6	0.26
-8	0.871 - 0.970	22.2 - 24.6	1/2	0.6	0.26
-9 <sup>3</sup>	0.971 - 1.090	24.7 - 27.6	1/2	1.1	0.50
-10 <sup>3</sup>	1.091 - 1.210	27.7 - 30.7	1/2	1.1	0.50
-11 <sup>3</sup>	1.211 - 1.330	30.8 - 33.7	1/2	1.1	0.50
-13 <sup>3</sup>	1.331 - 1.486	33.8 - 37.7	5/8	1.6	0.73
-14 <sup>3</sup>	1.487 - 1.643	37.8 - 41.7	5/8	1.5	0.68
-15 <sup>3</sup>	1.644 - 1.780	41.8 - 45.2	5/8	1.5	0.68
-16 <sup>3</sup>	1.781 - 1.960	45.3 - 49.7	5/8	2.2	1.00
-17 <sup>3</sup>	1.961 - 2.157	49.8 - 54.7	5/8	2.2	1.00
-18 <sup>3</sup>	2.158 - 2.375	54.8 - 60.3	5/8	2.4	1.09
-19 <sup>3</sup>	2.376 - 2.614	60.4 - 66.4	5/8	2.4	1.09

**Notes:**

1. Steel weight shown in Table 1 includes both damper weights and other steel parts used. For complete weight of damper assembly, add partial weights shown in Tables 1 and 2.
2. Regular aluminum hexagon head bolts are standard on assemblies that have 1705 weights and smaller. Assemblies having 1706AA weights and larger have special Corona hexagon head bolts.
3. For conductor sizes not covered in the table, consult AFL Technical Support Team at 1.800.866.7385.
4. Installation instructions for dampers start on page 393 of AFL's Transmission and Distribution catalog.
5. Weight combination sizes for cables smaller than 0.971" (1700 series) have identical weights on both sides.
6. Weight size 1701 uses a 7-strand messenger cable.

**Ordering Instructions**

**Step 1: Determine Conductor Diameter**

All damper ordering is based on the diameter of the conductor being used.

**Step 2: Select Weight Catalog Number**

Use Table 1 to select the correct weight catalog number based on the diameter of the bare conductor being used.

**Step 3: Select Clamp Catalog Number**

Before selecting a Clamp, ask one question 'Does this application require placement of clamp over armor rods?'

If yes, select the correct clamp catalog number from Table 2 based on the total diameter of the conductor and the armor rods.

If no, select the correct clamp catalog number from Table 2 based on the diameter of the bare conductor being used.

**Step 4: Select Bolts**

For breakaway bolts, use 'BA'. For standard bolts, leave blank.

**Step 5: Create Catalog Number**

$$\boxed{\text{Weight Catalog Number}} + \boxed{\text{Clamp Catalog Number}} + \boxed{\text{Bolts}}$$

**Example:**

**Without Armor Rods**

Conductor Diameter: 1.108" (28.1 mm)

Weight Size from Table 1: 1706AA

Clamp Size from Table 2: -10

Bolts: Breakaway

**Catalog Number: 1706AA-10BA**

**With Armor Rods**

Conductor Diameter: 1.108" (28.1 mm)

Weight Size from Table 1: 1706AA


Diameter of Conductor and Armor Rods: 1.728" (43.9 mm)

Clamp Size from table 2: -15

Bolts: Standard

**Catalog Number: 1706AA-15**

## Spacer Dampers Frame Style with Elastomer Bushed Clamps



Spacer dampers were originally developed to suppress bundle conductor subspan oscillations that could cause damage to multi-conductor bundle systems. Later, it was determined that they could be used to control aeolian vibration as well as wake-induced oscillation. The spacer damper is designed to maintain the original geometry of the bundle system against loads. It must also restore the bundle to normal posture after experiencing severe loads due to short-circuit currents, ice and wind.

The AFL Spacer Damper combines the function of a spacer in maintaining conductor separation and the function of a damper in controlling aeolian vibration. The viscoelastic bushings firmly grip the conductor. AFL has developed spacer damper designs to meet various bundle configurations and installation requirements.

### Features

#### High Temperature Application

The HiTemp® Speed-Grip® Spacer is specifically designed with elastomer bushed clamps that can withstand the rigors of increased temperatures (up to 250°C) of ACSS and ACSS/TW conductors. Two HiTemp bushings are available for 200°C and 250°C operation.

#### Controls Oscillation and Aeolian Vibration

The Spacer Damper is the most efficient way to extend the life span of the transmission line. It is designed to dissipate the damaging vibrations caused by wind.

#### No Special Tools Needed with Breakaway Bolt Option

With the breakaway bolt, no special tools or torque wrench is needed. Simply tighten the bolt until the head shears off, indicating proper torque has been achieved.

#### Customized Designs

AFL can engineer a line protection system for any particular project. The Spacer Dampers are available for 3 and 4 conductor bundles. Standard spacing is 18 inches. For alternate spacing and bundle design, contact AFL Technical Support Team.

#### Conductor Clamps

Clamps are constructed of high strength aluminum alloy with a hinged bolted rubber grommet configuration as the standard. Aluminum shear-head bolts are used to assure consistent torque is achieved during installation. A locking pin style is available on some sizes which requires a special tool for installation.

#### Corona and RIV

Spacer Dampers are designed to provide corona free performance on operating voltages up and including 500 kV. Special designs are available for 765 kV applications.

#### Vibrec® Damper Recommendation Program


The Vibrec damper recommendation program assists in spacer damper requirements for transmission lines. For more information visit [www.Vibrec.com](http://www.Vibrec.com) or contact the AFL Technical Support Team at 1.800.866.7385.

Vibration Recommendation Form is available to download from AFL at [www.Vibrec.com](http://www.Vibrec.com).


# Spacer Dampers Frame Style with Elastomer Bushed Clamps (cont.)




3-Conductor Bundle  
Locking Pin Type Clamp



4-Conductor Bundle  
Bolted Bushing Type Clamp



Bolted Bushing Type  
SDBB Type Clamp



Locking Pin Style  
SDL Type Clamp



Special Locking Pin Tool  
Order AFL No. SDL-INS-TOOL

## Ordering Instructions

**Step 1:** Select Clamp Type from above options.

**Step 2:** If high temperature bushings are required for rating up to 250°C conductor operation, add "HT." Otherwise, leave blank.

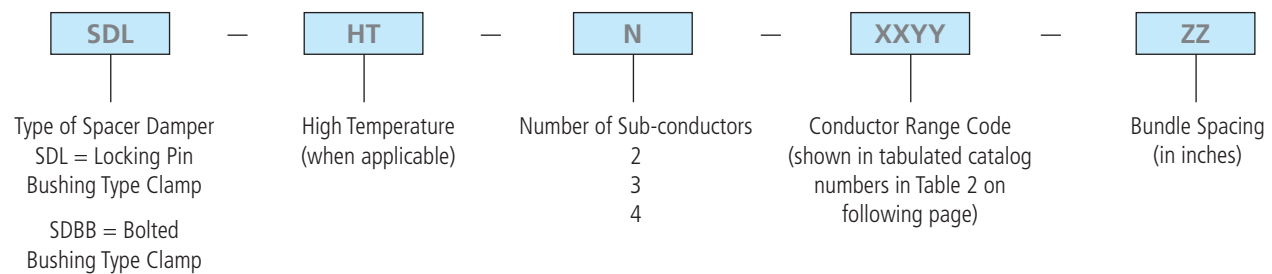
**Step 3:** Select number of sub-conductors in bundle. Bundle options are shown in Table 1 on the following page.

**Step 4:** Select Range Code. Range codes are shown in the tabulated catalog numbers in Table 2 on the following page.

**Step 5:** Select the conductor bundle spacing. Options are shown in Table 1 on the following page.

### Example:

For a 3-conductor bundle spacer damper for use with ACSS Drake (diameter 1.108"), rated for use at 250°C conductor operation, with 18" conductor spacing and bolted bushed clamps, the catalog number would be **SDBBHT3-2829-18**.





# Spacer Dampers Frame Style with Elastomer Bushed Clamps (cont.)

**Table 1: Bundle and Clamp Type Selection**

CONDUCTOR SPACING		NUMBER OF CONDUCTORS		
IN	MM			
16	400	2	3	4
18	457	2	3	4
20	500	2	3	4
25, 18, 18	635, 457, 457	—	3*	—

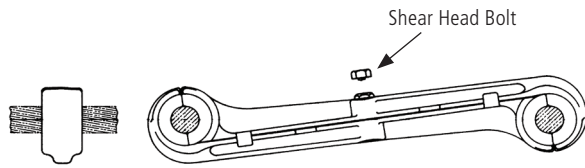
**Table 2: Clamp Size Selection**

ASSEMBLY CATALOG NUMBER *		CONDUCTOR DIAMETER RANGE				CLAMP WIDTH		WEIGHT FOR 18" CONDUCTOR SPACING			
LOCKING PIN CLAMP STYLE	BOLTED BUSH-ING CLAMP STYLE	IN		MM		IN	MM	3-CONDUCTOR BUNDLE		4-CONDUCTOR BUNDLE	
		MIN	MAX	MIN	MAX			LBS	KG	LBS	KG
SDLN-2021-ZZ	SDBBN-2021-ZZ	0.787	0.827	20.0	21.0	3	76	11.0	5.0	15.5	7.0
SDLN-2122-ZZ	SDBBN-2122-ZZ	0.827	0.866	21.0	22.0	3	76	11.0	5.0	15.5	7.0
SDLN-2223-ZZ	SDBBN-2223-ZZ	0.866	0.906	22.0	23.0	3	76	11.0	5.0	15.5	7.0
SDLN-2324-ZZ	SDBBN-2324-ZZ	0.906	0.945	23.0	24.0	3	76	11.0	5.0	15.5	7.0
SDLN-2425-ZZ	SDBBN-2425-ZZ	0.945	0.984	24.0	25.0	3	76	11.0	5.0	15.5	7.0
SDLN-2526-ZZ	SDBBN-2526-ZZ	0.984	1.024	25.0	26.0	3	76	11.0	5.0	15.5	7.0
SDLN-2627-ZZ	SDBBN-2627-ZZ	1.024	1.063	26.0	27.0	3	76	11.0	5.0	15.5	7.0
SDLN-2728-ZZ	SDBBN-2728-ZZ	1.063	1.102	27.0	28.0	3	76	11.0	5.0	15.5	7.0
SDLN-2829-ZZ	SDBBN-2829-ZZ	1.102	1.142	28.0	29.0	3	76	11.0	5.0	15.5	7.0
SDLN-2930-ZZ	SDBBN-2930-ZZ	1.142	1.181	29.0	30.0	3	76	11.0	5.0	15.5	7.0
SDLN-3031-ZZ	SDBBN-3031-ZZ	1.181	1.221	30.0	31.0	3	76	11.0	5.0	15.5	7.0
SDLN-3132-ZZ	SDBBN-3132-ZZ	1.221	1.260	31.0	32.0	3	76	11.0	5.0	15.5	7.0
SDLN-3233-ZZ	SDBBN-3233-ZZ	1.260	0.299	32.0	33.0	3	76	11.0	5.0	15.5	7.0
SDLN-3334-ZZ	SDBBN-3334-ZZ	1.299	1.339	33.0	34.0	3	76	11.0	5.0	15.5	7.0
SDLN-3435-ZZ	SDBBN-3435-ZZ	1.339	1.378	34.0	35.0	3	76	11.0	5.0	15.5	7.0
SDLN-3536-ZZ	SDBBN-3536-ZZ	1.378	1.417	35.0	36.0	3	76	11.0	5.0	15.5	7.0
SDLN-3637-ZZ	SDBBN-3637-ZZ	1.417	1.457	36.0	37.0	3	76	11.5	5.5	16.0	7.5
SDLN-3738-ZZ	SDBBN-3738-ZZ	1.457	1.496	37.0	38.0	3	76	11.5	5.5	16.0	7.5
SDLN-3839-ZZ	SDBBN-3839-ZZ	1.496	1.535	38.0	39.0	3	76	11.5	5.5	16.0	7.5
SDLN-3940-ZZ	SDBBN-3940-ZZ	1.535	1.575	39.0	40.0	3	76	11.5	5.5	16.0	7.5
SDLN-4041-ZZ	SDBBN-4041-ZZ	1.575	1.614	40.0	41.0	3	76	11.5	5.5	16.0	7.5
SDLN-4142-ZZ	SDBBN-4142-ZZ	1.614	1.654	41.0	42.0	3	76	11.5	5.5	16.0	7.5
SDLN-4243-ZZ	SDBBN-4243-ZZ	1.654	1.693	42.0	43.0	3	76	11.5	5.5	16.0	7.5
SDLN-4344-ZZ	SDBBN-4344-ZZ	1.693	1.732	43.0	44.0	3	76	11.5	5.5	16.0	7.5
SDLN-4445-ZZ	SDBBN-4445-ZZ	1.732	1.772	44.0	45.0	3	76	11.5	5.5	16.0	7.5
SDLN-4546-ZZ	SDBBN-4546-ZZ	1.772	1.811	45.0	46.0	3	76	11.5	5.5	16.0	7.5

**\* Notes:**

1. The catalog numbers shown in Table 2 are applicable to equal subconductor spacings and 2-conductor spacer dampers. For unequal subconductor spacings, please contact AFL for ordering information at 1.800.866.7385.
2. For high temperature applications up to 250°C, add "HT" to the clamp portion of the catalog number. Example: SDBBHT2-2021-18.

# HiTemp® Speed-Grip® Spacers for Two Bundle Conductors



Speed-Grip Spacers are specially designed for ACCC conductors. With two HT bushing options, the product comes fully assembled with no loose parts. The wedge lock break-away bolt requires no special tools to tighten. Unless otherwise requested, standard spacing is 18 inches.

## Catalog Number Configuration for HiTemp Speed-Grip Spacers

Speed-Grip Spacers are ordered by catalog number corresponding to the conductor diameter. For more information, contact AFL at 1.800.866.7385.

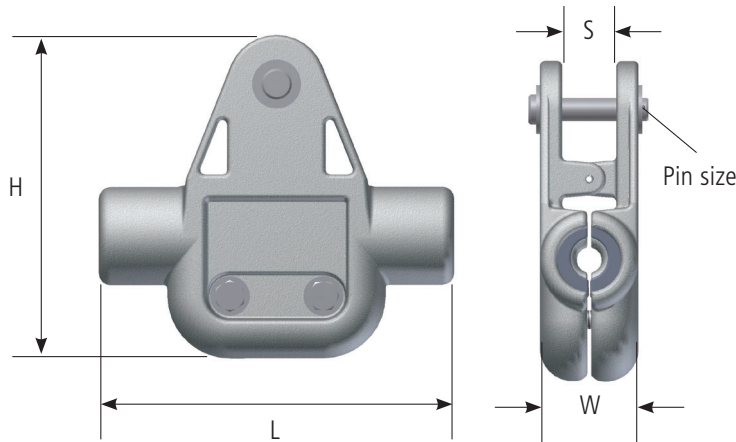
### Examples:

For a 795 Drake ACCC Conductor operating at 200°C, the Speed-Grip Spacer's AFL No. is 3310MT.

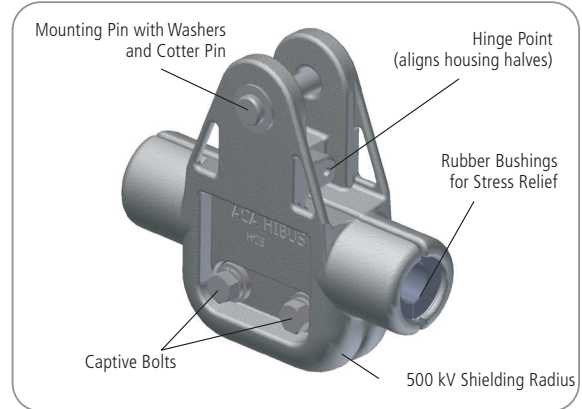
For a 795 Drake ACCC Conductor operating at 250°C, the Speed-Grip Spacer's AFL No. is 3310HT.

AFL NO.		CONDUCTOR DIAMETER RANGE		DIMENSIONS				BOLT DIAMETER IN	WEIGHT				MAXIMUM VOLTAGE KV
				A		B			ALUMINUM		TOTAL		
MT (200°)	HT (250°)	IN	MM	IN	MM	IN	MM	LBS	KG	LBS	KG		
3306MT	3306HT	0.976 - 1.000	24.8 - 25.4	18.0	457	2.0	51	5/8	3.1	1.41	3.5	1.59	345
3307MT	3307HT	1.001 - 1.030	25.5 - 26.1	18.0	457	2.0	51	5/8	3.1	1.41	3.5	1.59	345
3308MT	3308HT	1.031 - 1.051	26.2 - 26.6	18.0	457	2.0	51	5/8	3.1	1.41	3.5	1.59	345
3309MT	3309HT	1.052 - 1.079	26.7 - 27.4	18.0	457	2.0	51	5/8	3.1	1.41	3.5	1.59	345
3310MT	3310HT	1.080 - 1.110	27.5 - 28.1	18.0	457	2.0	51	5/8	3.1	1.41	3.5	1.59	345
3311MT	3311HT	1.111 - 1.131	28.2 - 28.7	18.0	457	2.0	51	5/8	3.1	1.41	3.5	1.59	345
3312MT	3312HT	1.140 - 1.170	29.0 - 29.7	18.0	457	2.0	51	5/8	3.1	1.41	3.5	1.59	345
3313MT	3313HT	1.171 - 1.200	29.8 - 30.4	18.0	457	2.0	51	5/8	3.1	1.41	3.5	1.59	345
3314MT	3314HT	1.201 - 1.220	30.5 - 30.9	18.0	457	2.0	51	5/8	3.1	1.41	3.5	1.59	345
3316MT	3316HT	1.241 - 1.257	31.5 - 31.9	18.0	457	2.0	51	5/8	3.7	1.68	4.1	1.86	345
3317MT	3317HT	1.258 - 1.289	32.0 - 32.7	18.0	457	2.0	51	5/8	3.7	1.68	4.1	1.86	345
3318MT	3318HT	1.290 - 1.320	32.8 - 33.5	18.0	457	2.0	51	5/8	3.7	1.68	4.1	1.86	345
3319MT	3319HT	1.321 - 1.345	33.6 - 34.1	18.0	457	2.0	51	5/8	3.7	1.68	4.1	1.86	345
3321MT	3321HT	1.380 - 1.405	35.1 - 35.6	18.0	457	2.0	51	3/4	3.7	1.68	4.2	1.91	345
3322MT	3322HT	1.406 - 1.431	35.7 - 36.3	18.0	457	2.0	51	3/4	3.7	1.68	4.2	1.91	345
3323MT	3323HT	1.432 - 1.460	36.4 - 37.0	18.0	457	2.0	51	3/4	3.7	1.68	4.2	1.91	345
3324MT	3324HT	1.461 - 1.490	37.1 - 37.8	18.0	457	2.0	51	3/4	3.7	1.68	4.2	1.91	345
3325MT	3325HT	1.491 - 1.520	37.9 - 38.6	18.0	457	2.0	51	3/4	3.7	1.68	4.2	1.91	345
3326MT	3326HT	1.521 - 1.550	38.7 - 39.3	18.0	457	2.0	51	3/4	3.7	1.68	4.2	1.91	345
3327MT	3327HT	1.551 - 1.580	39.4 - 40.1	18.0	457	2.0	51	3/4	3.7	1.68	4.2	1.91	345
3328MT	3328HT	1.581 - 1.611	40.2 - 40.9	18.0	457	2.0	51	3/4	3.7	1.68	4.2	1.91	345
3329MT	3329HT	1.612 - 1.640	41.0 - 41.6	18.0	457	2.0	51	3/4	3.7	1.68	4.2	1.91	345
3330MT	3330HT	1.602 - 1.640	40.7 - 41.6	18.0	457	2.2	56	3/4	4.2	1.91	5.2	2.36	500
3331MT	3331HT	1.641 - 1.680	41.7 - 42.6	18.0	457	2.2	56	3/4	4.2	1.91	5.2	2.36	500
3332MT	3332HT	1.681 - 1.720	42.7 - 43.6	18.0	457	2.2	56	3/4	4.2	1.91	5.2	2.36	500
3333MT	3333HT	1.721 - 1.750	43.7 - 44.4	18.0	457	2.2	56	3/4	4.2	1.91	5.2	2.36	500
3334MT	3334HT	1.751 - 1.790	44.5 - 45.4	18.0	457	2.2	56	3/4	4.2	1.91	5.2	2.36	500
3335MT	3335HT	1.791 - 1.830	45.5 - 46.4	18.0	457	2.2	56	3/4	4.2	1.91	5.2	2.36	500
3336MT	3336HT	1.831 - 1.860	46.5 - 47.2	18.0	457	2.2	56	3/4	4.2	1.91	5.2	2.36	500
3337MT	3337HT	1.861 - 1.890	47.3 - 48.0	18.0	457	2.2	56	3/4	4.2	1.91	5.2	2.36	500
3338MT	3338HT	1.891 - 1.920	48.1 - 48.7	18.0	457	2.2	56	3/4	4.2	1.91	5.2	2.36	500

# HiTemp® HIBUS® Suspension for ACCC Conductors Rated for 250°C



## Suspension Components



## Ordering Information

<b>HCSHT</b>	<b>1073</b>	<b>LL</b>	<b>BNC</b>
HCSHT = HIBUS Series Conductor Suspension for high temperature applications	Conductor Range Code	Blank = no Live-line Attachment Point LL = include Live-line Attachment Point	Blank = Clevis Pin and Cotter Pin Attachment BNC = Bolt, Nut, Cotter Pin Attachment

## Ordering Example: HCSHT1073LL

HIBUS Series Conductor Suspension, 1.073-1.115 range, rated for 250°C high temperature application and including a Live-line Attachment Point.

## Notes

- Limited availability for BNC. Contact AFL at 1.800.866.7385
- For specifications on HiTemp HIBUS Suspensions with Helsinki/ACCC, contact AFL at 1.800.866.7385.

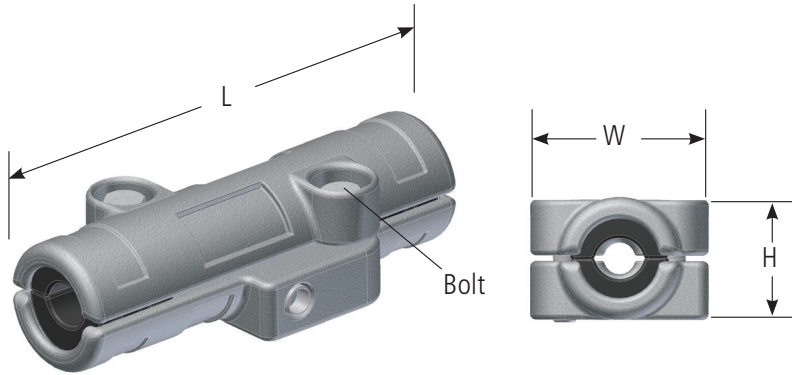
AFL NO.		ACCC	DIMENSION (INCHES)				VERTICAL LOAD RATING (LBS)	PIN/BOLT SIZE	EST. WEIGHT (LBS)
STANDARD	HITEMP	SIZE	L	H	W	S			
HCS710	HCSHT710	LINNET (LA JOLLA)	9.5	8.6	2.6	1.4	25000	0.625 x 3.25	7.5
HCS843	HCSHT843	HAWK (HERMOSA)	9.5	8.6	2.6	1.4	25000	0.625 x 3.26	7.5
HCS880	HCSHT880	DOVE (DOHNEY)	9.5	8.6	2.6	1.4	25000	0.625 x 3.27	7.5
HCS981	HCSHT981	GROSBEAK (GOLETA)	9.5	8.8	2.9	1.4	25000	0.625 x 3.28	7.8
HCS1073	HCSHT1073	DRAKE (DEL MAR)	9.5	8.8	2.9	1.4	25000	0.625 x 3.29	7.8
HCS1197	HCSHT1197	CARDINAL (CARLSBAD)	9.5	8.8	2.9	1.4	25000	0.625 x 3.30	7.8
HCS1295	HCSHT1295	BITTERN (BALBOA)	10	9.6	3.3	1.4	25000	0.625 x 3.31	8.1
HCS1402	HCSHT1402	ANTWERP	10	9.6	3.3	1.4	25000	0.625 x 3.32	8.1
HCS1500	HCSHT1500	LAPWING (LAGUNA)	10	9.6	3.3	1.4	25000	0.625 x 3.33	8.1
HCS1708	HCSHT1708	BLUEBIRD (BIG SUR)	10.9	10.4	3.8	1.5	30000	0.750 x 4.00	9.7

ACCC	CONDUCTOR		DIAMETER		CORE DIAMETER		WEIGHT		CORE RATED STRENGTH		COND. RATED STRENGTH	
	SIZE	(KCMIL)	(MM²)	(IN)	(MM)	(IN)	(MM)	(LB/KFT)	(KG/KM)	(LBF)	(KN)	(LBF)
LINNET (LA JOLLA)	430	218.1	0.720	18.29	0.235	5.97	440	655	13,600	60.4	16,300	72.5
HAWK (HERMOSA)	611	309.7	0.858	21.79	0.280	7.11	625	930	19,300	85.7	23,200	103.2
DOVE (DOHNEY)	714	361.5	0.927	23.55	0.305	7.75	728	1083	22,900	101.7	27,500	122.3
GROSBEAK (GOLETA)	821	416.2	0.990	25.15	0.320	8.13	837	1245	25,200	112	30,400	135.2
DRAKE (DEL MAR)	1026	519.7	1.108	28.14	0.375	9.53	1052	1565	34,600	153.8	41,200	183.3
CARDINAL (CARLSBAD)	1222	619.1	1.198	30.43	0.345	8.76	1225	1823	29,300	130.2	37,100	165
BITTERN (BALBOA)	1582	801.4	1.345	34.16	0.345	8.76	1566	2331	29,300	130.2	39,400	175.3
ANTWERP	1865	944.8	1.451	36.86	0.385	9.78	1855	2760	36,400	162.1	48,400	215.2
LAPWING (LAGUNA)	1949	987.5	1.504	38.2	0.385	9.78	1940	2887	36,400	162.1	48,900	217.5
BLUEBIRD (BIG SUR)	2741	1388.7	1.762	44.75	0.415	10.54	2703	4022	42,300	188.3	59,900	266.4

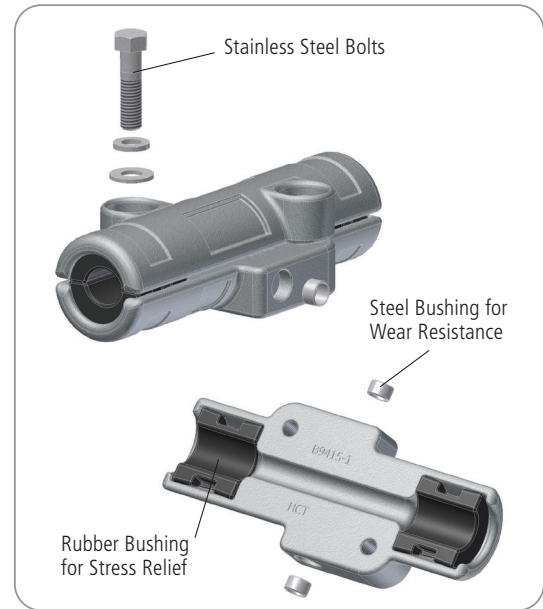
Only a representative selection of conductors and hardware has been shown here. Please contact AFL at 1.800.866.7385 for part numbers on conductors not shown.



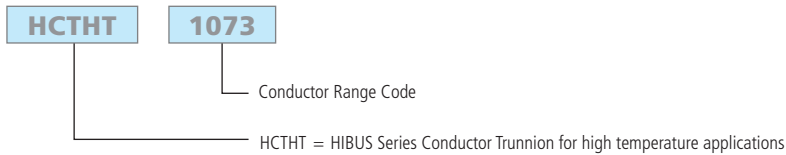
# HiTemp® HIBUS® Trunnion for ACCC Conductors Rated for 250°C



## Trunnion Components



## Ordering Information



## Notes

- For specifications on HiTemp HIBUS Suspensions with Helsinki/ACCC, contact AFL at 1.800.866.7385.

## Ordering Example: HCTHT1073

HIBUS Series Conductor Trunnion, 1.073-1.115 range, rated for 250°C high temperature application.

AFL NO.		ACCC	DIMENSION (INCHES)				VERTICAL LOAD RATING (LBS)	PIN/BOLT SIZE	EST. WEIGHT (LBS)
STANDARD	HITEMP	SIZE	L	H	W	S			
HCT710	HCTHT710	LINNET (LA JOLLA)	9.5	2.6	3.8	25000	1/2"-13 UNC	4.5	7.5
HCT843	HCTHT843	HAWK (HERMOSA)	9.5	2.6	3.8	25000	1/2"-13 UNC	4.5	7.5
HCT880	HCTHT880	DOVE (DOHNEY)	9.5	2.6	3.8	25000	1/2"-13 UNC	4.5	7.5
HCT981	HCTHT981	GROSBEAK (GOLETA)	9.5	3	3.8	25000	1/2"-13 UNC	4.5	7.8
HCT1073	HCTHT1073	DRAKE (DEL MAR)	9.5	3	3.8	25000	1/2"-13 UNC	4.5	7.8
HCT1197	HCTHT1197	CARDINAL (CARLSBAD)	9.5	3	3.8	25000	1/2"-13 UNC	4.5	7.8
HCT1295	HCTHT1295	BITTERN (BALBOA)	10	3.4	3.8	25000	1/2"-13 UNC	4.2	8.1
HCT1402	HCTHT1402	ANTWERP	10	3.4	3.8	25000	1/2"-13 UNC	4.2	8.1
HCT1500	HCTHT1500	LAPWING (LAGUNA)	10	3.4	3.8	25000	1/2"-13 UNC	4.2	8.1

ACCC	CONDUCTOR		DIAMETER		CORE DIAMETER		WEIGHT		CORE RATED STRENGTH		COND. RATED STRENGTH	
	SIZE	(KCMIL)	(MM²)	(IN)	(MM)	(IN)	(MM)	(LB/KFT)	(KG/KM)	(LBF)	(KN)	(LBF)
LINNET (LA JOLLA)	430	218.1	0.72	18.29	0.235	5.97	440	655	13,600	60.4	16,300	72.5
HAWK (HERMOSA)	611	309.7	0.858	21.79	0.28	7.11	625	930	19,300	85.7	23,200	103.2
DOVE (DOHNEY)	714	361.5	0.927	23.55	0.305	7.75	728	1083	22,900	101.7	27,500	122.3
GROSBEAK (GOLETA)	821	416.2	0.99	25.15	0.32	8.13	837	1245	25,200	112	30,400	135.2
DRAKE (DEL MAR)	1026	519.7	1.108	28.14	0.375	9.53	1052	1565	34,600	153.8	41,200	183.3
CARDINAL (CARLSBAD)	1222	619.1	1.198	30.43	0.345	8.76	1225	1823	29,300	130.2	37,100	165
BITTERN (BALBOA)	1582	801.4	1.345	34.16	0.345	8.76	1566	2331	29,300	130.2	39,400	175.3
ANTWERP	1865	944.8	1.451	36.86	0.385	9.78	1855	2760	36,400	162.1	48,400	215.2
LAPWING (LAGUNA)	1949	987.5	1.504	38.2	0.385	9.78	1940	2887	36,400	162.1	48,900	217.5

## GSA Series Formed Wire Suspension Unit

AFL is a renowned manufacturer of aluminum conductor accessories, manufacturing numerous products for the electric utility industry since the 1890s. A leader in its markets, AFL offers superior research, development and field experience resulting in experienced professionals who bring a depth of engineering, production and training to our customers. With the broadest product offering in the industry, AFL designs and manufactures a wide variety of compression accessories for all conductor types, bolted and welded substation products, as well as fiber optic hardware. In addition, AFL provides bronze substation products, Alumoweld® and Copperclad wire and compression tools. Given our history and interest in bringing our customers the most advanced products in the industry, AFL's GSA series suspension unit is designed to supplement protection of the conductor at the point of transmission and distribution. Bringing you performance, reliability and knowledge from a company you've trusted for years, AFL is the solution for your entire transmission, distribution, substation and fiber optic accessory needs.

The GSA Series suspension unit is designed to reduce the static and dynamic stress at the support point of transmission and distribution lines. This allows the conductor to better withstand the effects of Aeolian vibration and wind-induced oscillation. The GSA unit also helps protect the conductor against flashover in the support area. It is designed for use with ACSR, AAC, AAAC, ACAR conductors and all high temperature conductors including ACCR, ACSS and ACCC.

Although the GSA unit provides improved vibration protection, dampers are still required to dissipate the damaging effects from Aeolian vibration. For more information about Aeolian vibration and vibration analysis, visit [www.Vibrec.com](http://www.Vibrec.com).



# Features

## Line Angles

Use the single GSA unit for line angles up to 30 degrees; for 30 to 60 degrees, use the double suspension unit.

## High-Voltage Applications

The rods can be tapered for Extra High Voltage (EHV) applications, 345 kV and above. Specify this requirement by adding a suffix "EHV" to the end of the part number (see ordering matrix below).

## Elevated Temperature

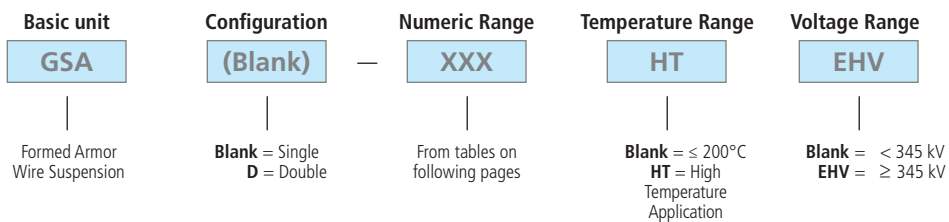
The GSA unit is rated for 200°C continuous temperature applications. The GSA high temperature (HT) unit is rated for 250°C continuous temperature applications. Contact AFL if a high temperature unit with two layers of rod sets are required.

## Technical Support

For more information about the GSA unit, placement or technical questions, contact the AFL Technical Support team at 1.800.866.7385.



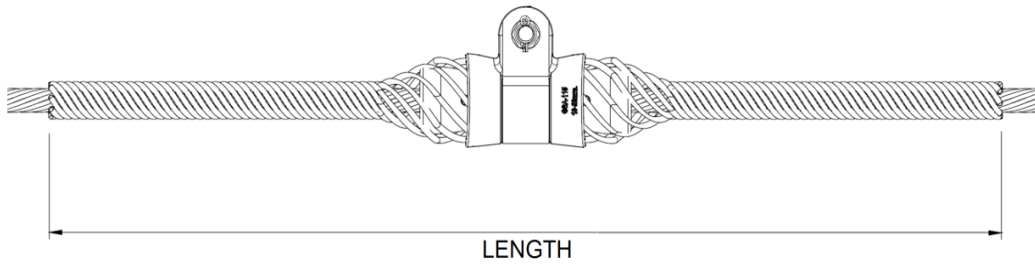
## Ordering Information



Example: For a single suspension with Aluminum Rods, conductor diameter of 1.091 to 1.118, High Temperature and Extra High Voltage, the complete catalog number is: GSA145-284HTEHV.

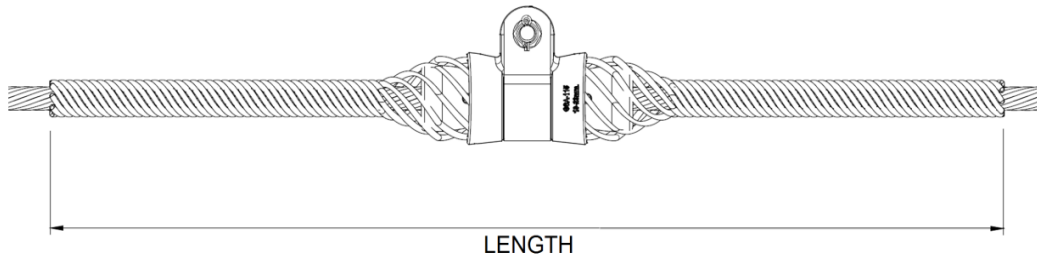


# Formed Wire Suspension Clamp



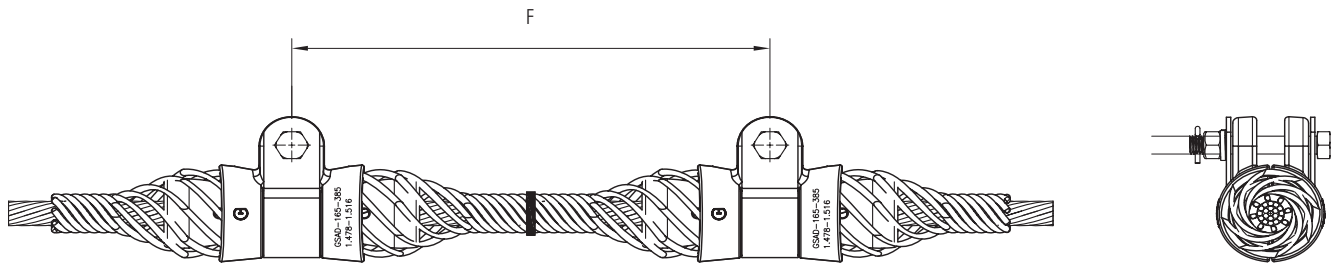
FORMED WIRE SUSPENSION	DIAMETER RANGE (IN)		RODS			COLOR CODE
	AFL NO.	MIN.	MAX.	LENGTH (IN)	ROD DIA. (IN)	
GSA60-800HT	0.304	0.315	26	0.102	10	BROWN
GSA60-831HT	0.316	0.327	26	0.102	11	ORANGE
GSA60-869HT	0.328	0.342	26	0.102	11	PURPLE
GSA60-902HT	0.343	0.355	26	0.102	11	RED
GSA60-950HT	0.356	0.374	26	0.102	12	BLUE
GSA60-988HT	0.375	0.389	26	0.102	12	GREEN
GSA65-1026HT	0.390	0.404	36	0.128	11	YELLOW
GSA65-1062HT	0.405	0.418	36	0.128	11	BLACK
GSA65-1102HT	0.419	0.434	36	0.128	11	WHITE
GSA65-1143HT	0.435	0.450	36	0.128	11	BROWN
GSA65-1194HT	0.451	0.470	36	0.128	12	ORANGE
GSA65-1222HT	0.471	0.481	36	0.128	12	PURPLE
GSA80-1267HT	0.482	0.499	40	0.167	10	RED
GSA80-1300HT	0.500	0.512	40	0.167	10	BLUE
GSA80-1346HT	0.513	0.530	41	0.167	11	GREEN
GSA80-1377HT	0.531	0.542	41	0.167	11	YELLOW
GSA90-1410HT	0.543	0.555	44	1.820	10	BLACK
GSA90-1455HT	0.556	0.573	44	1.820	11	WHITE
GSA90-1509HT	0.574	0.594	45	1.820	11	BROWN
GSA90-1539HT	0.595	0.606	46	1.820	11	ORANGE
GSA90-1572HT	0.607	0.619	46	1.820	11	PURPLE
GSA90-1638HT	0.620	0.645	50	1.820	12	RED
GSA98-1709HT	0.646	0.673	54	0.204	11	BLUE
GSA98-1753HT	0.674	0.690	54	0.204	11	GREEN
GSA98-1803HT	0.691	0.710	54	0.204	12	YELLOW
GSA98-1857HT	0.711	0.731	55	0.204	12	BLACK
GSA98-1905HT	0.732	0.750	56	0.204	12	WHITE
GSA115-195HT	0.751	0.768	60	0.250	10	BROWN
GSA115-201HT	0.769	0.795	60	0.250	11	ORANGE
GSA115-209HT	0.796	0.824	61	0.250	11	PURPLE
GSA115-514HT	0.825	0.845	64	0.250	11	RED
GSA115-221HT	0.846	0.870	64	0.250	12	BLUE
GSA115-226HT	0.871	0.893	65	0.250	12	GREEN
GSA115-230HT	0.894	0.907	65	0.250	12	GREEN

# Formed Wire Suspension Clamp



FORMED WIRE SUSPENSION	DIAMETER RANGE (IN)		RODS			COLOR CODE
	AFL NO.	MIN.	MAX.	LENGTH (IN)	ROD DIA. (IN)	
GSA127-233HT	0.908	0.920	66	0.250	12	YELLOW
GSA127-238HT	0.921	0.937	66	0.250	12	BLACK
GSA127-244HT	0.938	0.962	67	0.250	12	WHITE
GSA127-250HT	0.963	0.986	68	0.250	13	BROWN
GSA127-255HT	0.987	1.005	69	0.250	13	ORANGE
GSA145-259HT	1.006	1.022	80	0.310	11	PURPLE
GSA145-264HT	1.023	1.040	82	0.310	11	RED
GSA145-272HT	1.041	1.074	82	0.310	11	BLUE
GSA145-276HT	1.075	1.090	82	0.310	12	GREEN
GSA145-284HT	1.091	1.118	82	0.310	12	YELLOW
GSA145-288HT	1.119	1.136	82	0.310	12	BLACK
GSA145-292HT	1.137	1.152	82	0.310	12	WHITE
GSA145-298HT	1.153	1.175	82	0.310	12	BROWN
GSA145-306HT	1.176	1.208	82	0.310	12	ORANGE
GSA155-311HT	1.209	1.226	88	0.365	11	PURPLE
GSA155-319HT	1.227	1.259	88	0.365	11	RED
GSA155-326HT	1.260	1.286	88	0.365	12	BLUE
GSA155-333HT	1.287	1.314	88	0.365	12	GREEN
GSA155-344HT	1.315	1.355	88	0.365	12	YELLOW
GSA165-354HT	1.356	1.394	88	0.365	12	BLACK
GSA165-359HT	1.395	1.416	88	0.365	13	WHITE
GSA165-366HT	1.417	1.442	88	0.365	13	BROWN
GSA165-375HT	1.443	1.477	88	0.365	13	ORANGE
GSA165-385HT	1.478	1.516	88	0.365	13	PURPLE
GSA165-395HT	1.517	1.557	88	0.365	13	RED
GSA180-401HT	1.558	1.579	10	0.365	14	BLUE
GSA180-409HT	1.580	1.612	10	0.365	14	GREEN
GSA180-419HT	1.613	1.650	10	0.365	14	YELLOW
GSA180-428HT	1.651	1.688	10	0.365	15	BLACK
GSA180-434HT	1.689	1.711	10	0.365	15	WHITE
GSA180-445HT	1.712	1.752	10	0.365	15	BROWN
GSA180-454HT	1.753	1.790	10	0.365	15	ORANGE
GSA180-464HT	1.791	1.828	10	0.365	15	PURPLE
GSA180-478HT	1.829	1.882	10	0.365	16	RED
GSA190-567HT	2.193	2.233	10	0.365	18	RED

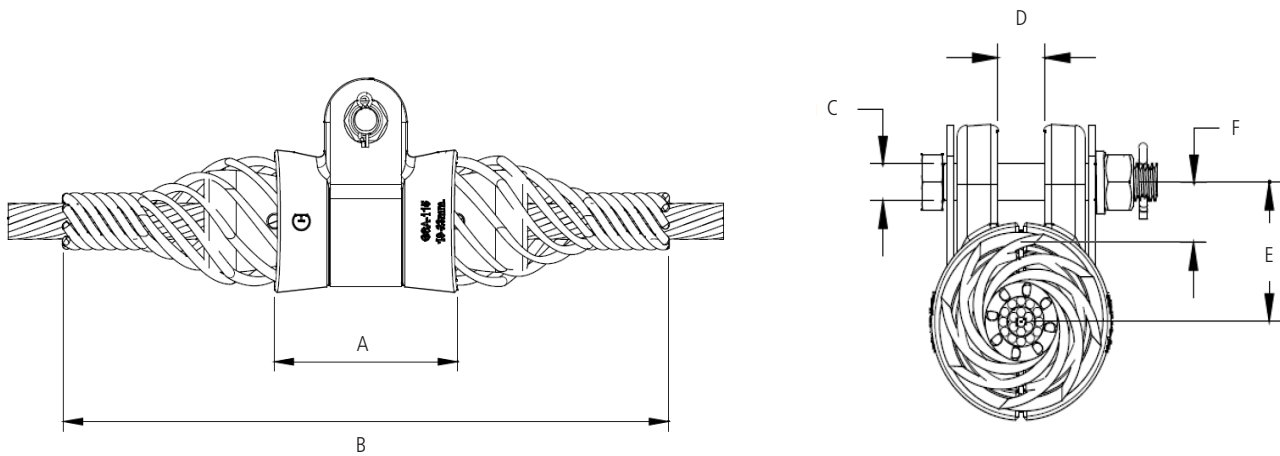
# Formed Wire Suspension—Double



AFL NO.	DIAMETER RANGE (IN)	LENGTH, (F)
GSAD60	0.304-0.389	12"
GSAD65	0.390-0.481	12"
GSAD80	0.482-0.542	12"
GSAD90	0.543-0.645	12"
GSAD98	0.646-0.750	18"
GSAD115	0.751-0.907	18"
GSAD127	0.908-1.005	22"
GSAD145	1.006-1.208	26"
GSAD155	1.209-1.355	29"
GSAD165	1.356-1.557	32"
GSAD180	1.558-1.882	37"
GSAD190	1.883-2.233	42"



# Formed Wire Suspension—Dimensional Detail



AFL NO.	DIAMETER RANGE (IN)	DIMENSIONS						VERTICAL STRENGTH (LBS)
		A	B	C	D	E	F	
GSA60	0.304-0.389	2.362	See Catalog for Rod Lengths	5/8	0.687	2.110	1.161	15,000
GSA65	0.390-0.481	2.559		5/8	0.687	2.110	1.102	15,000
GSA80	0.482-0.542	3.149		5/8	0.656	2.150	1.024	10,000
GSA90	0.543-0.645	3.543		5/8	0.718	2.249	1.024	10,000
GSA98	0.646-0.750	3.858		5/8	0.750	2.317	1.024	15,000
GSA115	0.751-0.907	4.527		5/8	0.875	2.375	1.207	20,000
GSA127	0.908-1.005	5.000		5/8	0.875	2.677	1.024	20,000
GSA145	1.006-1.208	5.708		5/8	1.187	2.933	1.024	25,000
GSA155	1.209-1.355	6.102		3/4	1.250	3.362	1.260	25,000
GSA165	1.356-1.557	6.496		3/4	1.375	3.519	1.142	25,000
GSA180	1.558-1.882	7.086		3/4	2.250	3.811	1.142	25,000
GSA190	1.883-2.233	7.480		3/4	2.409	4.047	1.181	30,000



**AFL**

[www.AFLglobal.com](http://www.AFLglobal.com)

1.800.866.7385