

1

2

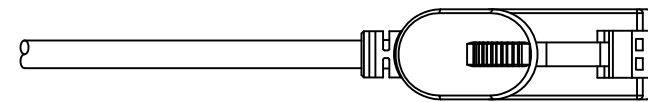
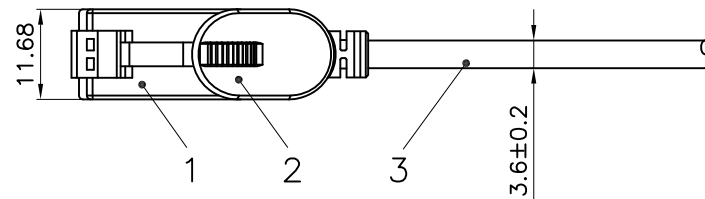
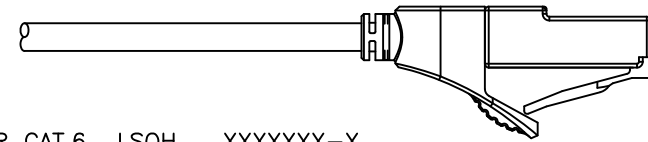
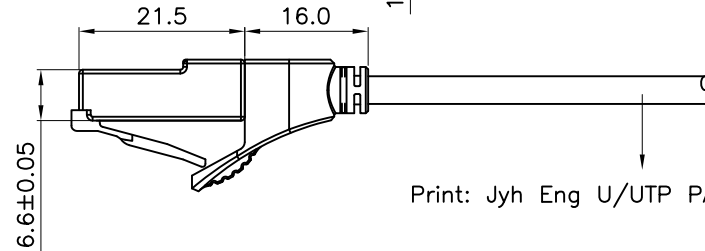
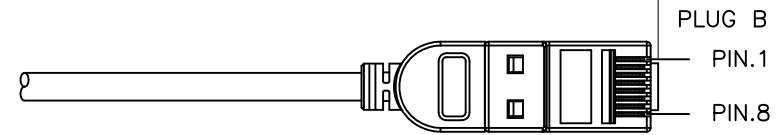
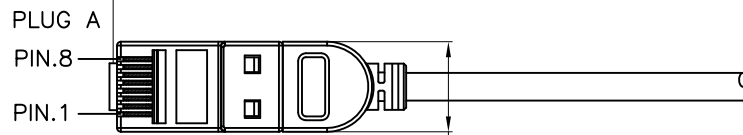
3

4

5

6

Total length (optional)



Remark : ACBBMXX045 X XXX X
 (1) (2) (3) (4)

- (1) XX : Jacket Color
 01=Black(RAL9011), 02=Gray(RAL7035), 03=Red(RAL3031)
 05=White(RAL9010), 06=Yellow(RAL1021), 07=Blue(RAL5015)
 08=Green(RAL6029), 09=Orange(RAL2003), 10=Purple(RAL4005)
 11=Pink(RAL4003)
- (2) X : Wiring
 1=T568A, 2=T568B, 3=T568A & T568B combination
- (3) XXX : Length
 (4) Length Unit : 1=cm, 2=meter, 3=feet.
 (3)(4) : 0501=0.5meter(50cm), 0012=1meter, 0102=10meter
 0033=3feet, 0103=10feet

Specification :

Material :

1. RJ45 Plug : (JE P/N : PU8850)
 - 1-1. Housing : Polycarbonate, UL 94V-2, Transparent color.
 - 1-2. Contact material : Phosphor Bronze with 50-60 micro-inch Nickel plated.
on surface contact area.
 - 1-3. Contact finished : Min. 50 micro-inch Gold plated.
2. Molding : LSOH.
3. Cable :
 - 3-1. Jacket : LSOH.
 - 3-2. Conductor : 28 AWG stranded copper.
 - 3-3. Isolation : PE.
4. Cable structure : U/UTP, 4 twisted pair.

GENERAL TOLERANCE OF DIMENSIONS X.XXX ±0.005 X.XX ±0.05 X.X ±0.1	DRAWING	02.AUG.2013	HLL	FAFL			
	CHECK	02.AUG.2013	LSY				
	APPROVAL	02.AUG.2013	YTY				
	DATE		NAME		ITEM NO.: ACBBMXX0452XXXX		
SCALE	1/1 (A4)	UNIT	mm	DES.: C6 U/UTP w/ Protector Patch Cord			
DRAWING NO. ACBBMXX0452XXXX((SA1))		DRAWING CLASSIFICATION		S	SHEET	1 OF 1	A1

1

2

0

3

4

10cm

5

6