

FlexScan® FS300 Quad and HDR OTDRs

Be ready for anything with these feature-rich OTDR solutions

Features

- Multimode and Single-mode OTDR, including PON test
- SmartAuto® test mode 1-button automated testing for fast results
- Data Center test mode, for as low as <1 second per fiber OTDR test
- Pocket-sized, weighs less than 1 pound, 12-hour battery
- LinkMap® color-coded icons for easy troubleshooting
- Integrated Source, Power Meter and VFL
- Robust reporting including Print-to-PDF

Applications

- Point-to-point and PON verification and troubleshooting
- Locate faults exceeding industry or user pass/fail thresholds
- Fast data center multi-fiber cross connect or interconnect verification and troubleshooting
- Long-haul fiber network verification and troubleshooting



AFL's FlexScan FS300 series includes both a combined single-mode/multimode test set and a high dynamic range single-mode test set. Both are feature-rich solutions for detecting, identifying, locating, and resolving optical network issues. Designed for novice and expert technicians alike, these devices excel in diverse environments including data centers, fiber-to-the-home deployments, and long-haul networks. The FlexScan FS300 automates test setup, shortens test time, and simplifies results interpretation, improving efficiency and reducing costs.

All-in-one test capability: The FlexScan FS300 product family includes an integrated VFL, broadband and/or PON power meter, and light source. They can be easily paired to AFL's award-winning FOCIS family of inspection scopes for single-fiber and/or MPO and OptiTip® multifiber inspection, ensuring technicians have everything they need to locate and resolve optical network issues.

Performance-packed: With automated multi-pulse acquisition, up to 45 dB dynamic range and best-in-class dead zones, FlexScan OTDRs test multimode and/or single-mode networks – including FTTH PONs and POLANs up to 1:128 split ratio – while still detecting and measuring events down to <0.8 meters apart.

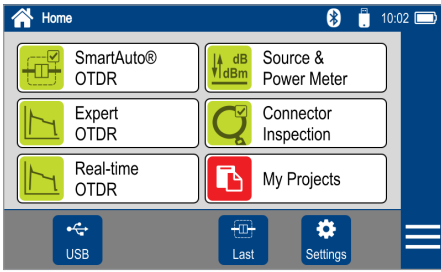
User-friendly: The FS300 enables both expert and novice technicians to quickly and accurately detect, locate, identify and measure optical network components and faults. It applies industry-standard or user-set pass/fail criteria and displays results using traces or LinkMap color-coded icons that immediately show the health of the network.

Pocket-sized, easy to use: The FlexScan FS300's compact design features a large, bright 5-inch touchscreen display (800 x 480) that's readable indoors and outdoors without requiring a stylus. With >12-hour battery operation and intuitive icon-driven interface, it's highly transportable and simple to operate.

Multiple sharing and reporting options: Results can be stored internally, saved to a USB, and downloaded via USB cable or Bluetooth (via Flex App). Reports can be generated directly from the unit using Print-to-PDF feature, or downloaded results can be reported using the included FlexReports™ Test Results Manager software. Reports can also be viewed on AFL's FlexApp.

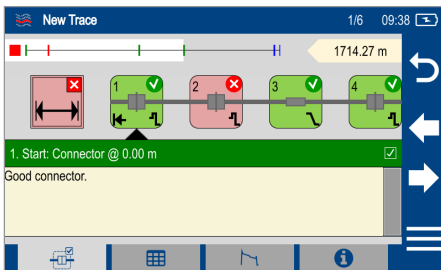
Optical Port Saver: AFL's field-replaceable Optical Port Saver, helps to avoid expensive service repairs to replace connectors damaged due to poor cleaning practices and/or normal wear-and-tear.

FlexScan® FS300 Quad and HDR OTDRs



Dramatically Reduces Test Time

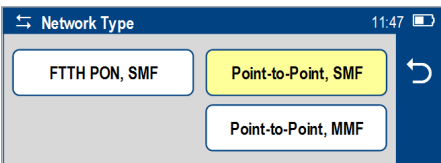
In SmartAuto or Data Center test mode, FlexScan OTDRs automatically analyze and test the network using a variety of network-optimized settings to precisely locate, characterize and identify network events with one button push. In the FS300 HDR, Data Center test mode completes tests in as low as <1 second per fiber. Loss and reflectance are measured for connectors, splices, splitters and macro-bends. FlexScan OTDRs even check for live fiber and verify OTDR launch readiness before initiating a test.



Simplifies Network Troubleshooting

LinkMap® color-coded icons enable even novice users to easily and accurately troubleshoot optical networks. LinkMap clearly identifies fiber start, end, connectors, splices, PON splitters, and macro-bends.

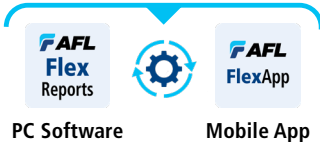
A LinkMap Summary provides end-to-end link length, loss and ORL. Loss and reflectance of detected events are compared to industry-standard or user-defined pass/fail thresholds, and the results are displayed with clear pass/fail indications. Users can instantly toggle between LinkMap and trace views.



Multimode and Single-mode plus PON Testing in One OTDR

FlexScan Quad OTDRs are the ideal test tool for verifying and/or maintaining both single-mode and multimode networks. Unlike most Quad OTDRs, FS300 OTDRs test both point-to-point networks and FTTH PONs/Passive Optical LANs (POLANs).

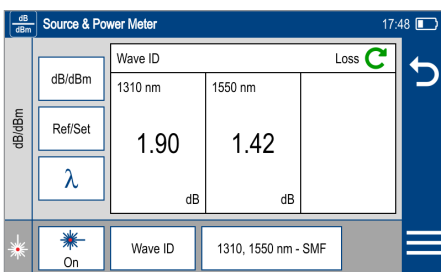
FlexReporter™ Software Suite



Connectivity

FlexScan OTDRs easily pair with AFL's award-winning FOCIS® family of connector inspection probes for fast, easy single-fiber and/or multi-fiber connector end-face inspection. Images and pass/fail results can be transferred to the FlexScan for display and/or archiving with OTDR results.

FlexScan results can be transferred wirelessly via the free FlexApp to a smart device for real-time reporting using the included Windows-based FlexReports™ Test Results Manager software. Monitoring test results in real-time can detect errors while the tech is still in the field, preventing future truck rolls.



OTDR, OLTS, and VFL Testing with a Single Tool

FlexScan optionally includes a Wave ID optical light source (OLS) and optical power meter (OPM). With Wave ID, the OPM auto-synchronizes to a single or multi-wavelength Wave ID optical signal transmitted by an AFL light source. The OPM reports detected wavelengths and measures power and loss at each wavelength, saving significant test time and eliminating setup errors.

The integrated Visual Fault Locator's eye-safe red laser enables users to visually pinpoint the location of macro-bends and fiber breaks often found in splice closures and fiber cabinets.

FlexScan® FS300 Quad and HDR OTDRs

Specifications ^(a)

FS300-325 Quad OTDR	Multimode	Single-mode
Emitter Type	Laser	
Safety Class ^(b)	Class I	
Wavelengths ^(c)	850/1300 ±20 nm	1310/1550 ±20 nm
Fiber Type	Multimode; compatible with OM1-OM5	Single-mode; compatible with all G.65x
Network Type	Point-to-point	Point-to-point & PON
Max Split Ratio	Not applicable	1:64
Connector Type	User-specified APC or UPC ferrule with interchangeable UCI adapters	
Dynamic Range ^{(d), (f)}	33/31 dB	39/37 dB
Event Dead Zone ^{(e), (f)}	0.7 m	
Attenuation Dead Zone ^{(f), (g)}	2.3/2.5 m	
PON Dead Zone ^{(f), (h)}	Not applicable	19 m
Pulse Widths	3, 5, 10, 20, 30, 50, 100, 200, 300, 500 ns	3, 5, 10, 20, 30, 50, 100, 200, 300, 500 ns; 1, 2, 3, 5, 10, 20 µs
Range Settings	250 m to 40 km	250 m to 240 km
Data Points	Up to 300,000	
Data Spacing	≥5 cm to ≤16 m	
Group Index of Refraction	1.3000 to 1.7000	
Distance Uncertainty	±(1 + 0.0025% x distance + data point spacing) m	
Linearity	±0.03 dB/dB	
Loss Resolution	0.001 dB	
Reflectance Range	20 to -58 dB / -20 to -63 dB	-20 to -65 dB
Reflectance Resolution	0.01 dB	
Reflectance Accuracy	±2 dB	
ORL Range	20 to 60 dB	
ORL Resolution	0.01 dB	
ORL Accuracy	±2 dB over range 30 to 55 dB; ±4 dB over range 20-30 dB and 55-60 dB	
Trace File Format	.SOR, Telcordia SR-4731 Issue 2	
OTDR Results Storage	Internal or external USB memory	
Trace Storage	Internal: >10,000 traces typical	
Internal Launch Fiber	≥30 m internal multimode launch fiber	≥50 m internal single-mode launch fiber
OTDR Modes	SmartAuto, Expert, and Real-Time for PON & point-to-point networks; FlexExpress [®] for point-to-point networks only	
Real-time Refresh Rate	1 to 4 Hz	
Live Fiber Protection	No OTDR damage when connected to live fiber delivering +10 dBm at wavelength(s) in range 825 to 1675 nm	
Live Fiber Detection ⁽ⁱ⁾	Cumulative power of detected live signal @ 825 - 1675 nm is ≥ -40 dBm	
Live PON OTDR Test	Not applicable	

Notes:

- a. All specifications valid at 25 °C unless otherwise specified.
- b. FDA 21 CFR 1040.10 & 1040.11, IEC 60825-1: 2014.
- c. Measured with laser in CW mode at 23 °C ±3 °C.
- d. SNR=1, longest range and pulse width, 3 minute averaging.
- e. Maximum distance between two points 1.5 dB down each side of a reflective peak caused by an event with a -45 dB (or smaller) reflectance. Test pulse width is 3 or 5 ns.
- f. Typical values.
- g. Maximum distance from the start of a trace spike caused by an event with a -45 dB (or smaller) reflectance, to the point where the trace returns to and stays within ±0.5 dB of backscatter. Test pulse width is 3 or 5 ns.
- h. Recovery to within 0.5 dB of backscatter after 1:16 splitter (≤13 dB loss) using 100 ns pulse width.
- i. Test time is loss-dependent fibers (faster test for short, low loss fibers).
- j. For either CW or modulation frequency ≥ 270 Hz. Reports live fiber and 850/1300/1310/1550 nm OTDR test is not allowed, when live optical signals with cumulative power of ≥ -40 dBm is detected in wavelength region.

FlexScan® FS300 Quad and HDR OTDRs

Specifications^(a)

FS300 HDR OTDR MODEL	FS300-320 HDR	FS300-323 HDR
Emitter Type	Laser	
Safety Class ^(b)	Class I	
Wavelengths ^(c)	1310/1550 ±20 nm	1310/1550/1625 ±20 nm
Fiber Type	Single-mode; compatible with all G.65x	
Network Type	Point-to-point & PON	
Max Split Ratio	1:128	
Connector Type	User-specified APC or UPC ferrule with interchangeable UCI adapters	
Dynamic Range ^{(d), (f)}	46/45 dB	45/45/41 dB
Event Dead Zone ^{(e), (f)}	≤0.7 m	
Attenuation Dead Zone ^{(f), (g)}	2.2 m	
PON Dead Zone ^{(f), (h)}	8/8 m	8/8/25 m
Pulse Widths	3, 5, 10, 20, 30, 50, 100, 200, 300, 500 ns; 1, 2, 3, 5, 10, 20 μs	
Range Settings	250 m to 240 km	
Data Points	Up to 300,000	
Data Spacing	≥5 cm to ≤32 m	
Group Index of Refraction	1.3000 to 1.7000	
Distance Uncertainty	±(1 + 0.0025% x distance + data point spacing) m	
Linearity	±0.03 dB/dB	
Loss Resolution	0.001 dB	
Reflectance Range	20 to -65 dB	
Reflectance Resolution	0.01 dB	
Reflectance Accuracy	±2 dB	
ORL Range	20 to 60 dB	
ORL Resolution	0.01 dB	
ORL Accuracy	±2 dB over range 30 to 55 dB; ±4 dB over range 20-30 dB and 55-60 dB	
Trace File Format	.SOR, Telcordia SR-4731 Issue 2	
OTDR Results Storage	Internal or external USB memory	
Trace Storage	Internal: >10,000 traces typical	
Internal Launch Fiber	≥50 m internal single-mode launch fiber	
OTDR Modes	SmartAuto, Expert, and Real-Time for PON & point-to-point networks; Flexpress® & Data Center® for point-to-point networks only	
Real-time Refresh Rate	1 to 4 Hz	
Live Fiber Protection	No OTDR damage when connected to live fiber delivering +15 dBm at wavelength(s) in range 825 to 1675 nm	
Live Fiber Detection ^(k)	Cumulative power of detected live signal @ 1100 - 1600 nm is ≥ -45 dBm	
Live PON OTDR Test	Completed when cumulative power of interfering signals @ 1600 - 1675 nm is ≤ -45 dBm	

Notes:

- a. All specifications valid at 25 °C unless otherwise specified.
- b. FDA 21 CFR 1040.10 & 1040.11, IEC 60825-1: 2014.
- c. Measured with laser in CW mode at 23 °C ±3 °C.
- d. SNR=1, longest range and pulse width, 3 minute averaging.
- e. Maximum distance between two points 1.5 dB down each side of a reflective peak caused by an event with a -45 dB (or smaller) reflectance. Test pulse width is 3 or 5 ns.
- f. Typical values.
- g. Maximum distance from the start of a trace spike caused by an event with a -45 dB (or smaller) reflectance, to the point where the trace returns to and stays within ±0.5 dB of backscatter. Test pulse width is 3 or 5 ns.
- h. Recovery to within 0.5 dB of backscatter after 1:16 splitter (≤13 dB loss) using 00 ns pulse width.
- i. Test time is loss-dependent fibers (faster test for short, low loss fibers).
- j. Up to 20 km for fibers of similar length and non-reflective ends. Requires AFL's MPO switch.
- k. For either CW or modulation frequency ≥ 270 Hz. Reports live fiber and 1310/1550 nm OTDR test is not allowed, when live optical signals with cumulative power of ≥-45 dBm is detected in wavelength region.

FlexScan® FS300 Quad and HDR OTDRs

Specifications^(a)

Broadband Optical Power Meter	
Calibrated Wavelengths	FS300-325: 850, 1300, 1310, 1490, 1550, 1625, 1650 nm FS300-320/323: 1270, 1310, 1490, 1550, 1577, 1625, 1650 nm
Detector Type	InGaAs PIN, 2 mm diameter
Measurement Range	+3 to -70 dBm (+3 to -65 dBm @ 850 nm)
Tone Auto-Detect	270 Hz, 330 Hz, 1 kHz, 2 kHz
Tone Detect Range	+3 to -50 dBm @1300, 1310, 1550 nm; +3 to -40 dBm @850 nm;
Wave ID	Auto-synchronizes & measures 1, 2 or 3 wavelengths
Wave ID Range	+3 to -50 dBm @1300, 1310, 1550 nm; +3 to -40 dBm @850 nm
Accuracy	±5% @ -20 dBm
Linearity	FS300-325: ±0.1 dB (-3 to -40 dBm); ±0.25 dB (-40 to -70 dBm) FS300-320/323: ±0.1 dB (-3 to -40 dBm); ±0.25 dB (-40 to -50 dBm)
Resolution	0.01 dB
Measurement Units	Power in dBm, nW, μW, mW; Loss in dB

Dual-Wavelength PON Power Meter (FS300-323 only)	
Calibrated Wavelengths (nm)	Detector 1: 1490 nm Detector 2: 1550 and 1577 nm
Detector Type	Fiber-coupled, filtered InGaAs PIN (x2)
Measurement Range	+10 to -50 dBm at 1490, 1550, 1577 nm
Tone Detect Range	Not supported on PON Power Meter
Accuracy	±5% @ -20 dBm
Linearity	1490: ±0.1 dB (+5 to -40 dBm) 1550, 1577: ±0.1 dB (+10 to -40 dBm) All: ± 0.25 dB (-40 to -50 dBm)
Loss Resolution	0.01 dB
Measurement Units	Power in dBm, μW, mW; Loss in dB

VFL - Visual Fault Locator	
Emitter Type	Laser, Class IIIa / Class 3R ^(b)
Wavelength	635 nm ±10 nm
Output Power	1.5 mW (~+2 dBm ±0.5 dB) into SMF-28
Modes	CW and 1 Hz flashing

Notes:

- All specifications valid at 25 °C unless otherwise specified.
- FDA 21 CFR 1040.10 and 1040.11, and IEC 60825-1:2014.
- Typical maximum deviation over 15 minute after 15 minute warm-up.
- Typical maximum deviation over 8 hours after 1 hour warm-up.
- 15 minutes after 30 minutes warm-up.
- 8 hours after 1 hour warm-up.

Optical Light Source	
Wavelengths	Multimode FS300-325: 850 / 1300 ±20 nm Single-mode FS300-320/325: 1310 / 1550 ±20 nm Single-mode FS300-323: 1310 / 1550 / 1625 ±20 nm
Emitter Type	Laser
Safety Class	Class I ^(b)
Launch Condition	Controlled Launch at 850 nm (comparable to encircled flux on OM4 fiber)
Center λ (CW Mode)	±20 nm
Spectral Width	5 nm maximum (FWHM, CW Mode)
Internal Modulation	270 Hz, 330 Hz, 1 kHz, 2 kHz, CW, Wave ID
SM Output Stability	FS300-325 · Short-term: ±0.1 dB ^(c) · Long-term: ±0.05 dB ^(d) FS300-320/323 · Short-term: ≤0.20 dB · Long-term: ≤0.20 dB
MM Output Stability	Short-term ^(e) : ±0.20 dB; Long-term ^(f) : ±0.15 dB
Output Power	FS300-325 · 1310/1550 nm Single-mode: -7 dBm ±1.5 dB (CW into SMF-28) · 1300 nm Multimode: -7 dBm ±1.5 dB (CW into 50 m MMF) · 850 nm Multimode: 0 dBm ±1.5 dB (CW into 50 m MMF) FS300-320/323: +3 dBm ±1.5 dB (CW into G.652.D SMF)

General	
Size (in boot)	98 x 175 x 52.5 mm
Weight	0.8 kg
Operating Temp.	-10 °C to +50 °C, 0 to 95% RH (non-condensing)
Storage Temperature	-30 °C to +70 °C, 0 to 95% RH (non-condensing, battery removed) -20 °C to +60 °C, 0 to 95% RH (non-condensing, battery installed)
Power	Rechargeable Lithium polymer battery; AC adapter
AC Adapter	100-240 VAC, 50-60 Hz input; 5VDC, 2A output
Battery Life (OTDR)	≥12 hours, Telcordia test conditions, 4 hours recharge
Display	5-inch color LCD, 800 x 480 pixels, backlight
Shock and Vibration	GR-196-CORE, drop test, 0.75 m (30 in.), 6 planes
Dust Protection	GR-196-CORE, rubber dust caps for all ports
OTDR/OLS or OTDR/OLS/PON OPM Ports	MM: UPC; SM: UPC or AP=C; includes tool-free, interchangeable SC adapters
Broadband OPM and VFL Ports	Universal, 2.5 mm adapter (SC, FC, ST); others available
USB Ports	USB host port; micro-USB function port
Bluetooth Interface	W1 option; compatible with Windows PC and Android
WiFi Interface	W1 option; compatible with IEEE 802.11 / WLAN
CE Safety	Compliant with EN61010-1
CE EMI/RFI	EN55011, EN61326-1, GR-196-CORE 4.5.1
RoHS	Compliant with RoHS directive 2011/65/EU

FlexScan® FS300 Quad and HDR OTDRs

Ordering Information

All kits include FS300, AC charger, battery, SC/2.5 mm connector adapters, FlexReports™ software, carry case.

FS300-XXX Basic, Plus, PRO, BIPM kits Order Entry: **FS300-[MOD]-[KIT]-[Pn]-[Wn]-[C]-[CC]-[AC]-[SMFR]-[MMFR]-[TIP]**

FS300-320/325 MPO kits (SMF or MMF) Order Entry: **FS300-[MOD]-[MKIT]-P1-[Wn]-[AC]-[FRM]-[MC2]**, where:

[MOD]	FS300 FlexScan OTDR Configuration
320	1310/1550 Pt-to-Pt & PON HDR OTDR
323	1310/1550/1625 Pt-to-Pt & PON HDR OTDR (not applicable for MPO switch kits)
325	850/1300/1310/1550 Pt-to-Pt and PON Quad OTDR

[KIT]	FS300 FlexScan Kit Configuration
BAS	Includes: FS300, soft case, FlexReports Basic, USB cable ^(a)
PLUS	Includes: BAS kit plus 150 m SMF & MMF Fiber Rings, One-Click Cleaner, upgrade to FlexReports Advanced, user-selected soft or hard carry case
PRO	Includes: PLUS kit plus FOCIS Flex with two user-selected adapter tips
BIPM	Includes: PRO kit plus OFI-BIPMe

[MKIT]	FS300 MPO Switch Kit Configuration
SMPO24	Single-mode MPO24 test kit with MPO-24 Switch (single-mode)
MMPO	Multimode MPO (12-fiber) test kit with MFS Switch (multimode)

[Pn]	Optical Light Source (OLS) and Optical Power Meter (OPM)
P0	No OLS, no OPM (P0 is only available for FS300-325)
P1	850/1300 MM and 1310/1550 SM Source and Broadband Power Meter (P1 is not available for FS300-323)
P2	1310/1550/1625 SM Source and Broadband and optional PON Power Meters (P2 is only available for FS300-323)

[Wn]	Bluetooth/WiFi Configuration
W0	No Bluetooth or Wi-Fi (W0 is not available for FS300-320/323)
W1 ^(b)	Includes Wi-Fi (currently not enabled) and Bluetooth

[C]	Single-Mode OTDR / Source Connector Type ^(d)
A	APC (recommended)
U	UPC

[CC] ^(e)	Carry Case Option
S1	Large soft case for FlexScan, Fiber Rings, FOCIS Flex, OFI-BIPMe, accessories (PLUS, PRO, BIPM kits only)
S2	Standard soft case for FlexScan, Fiber Rings, FOCIS Flex, accessories (Basic, PLUS, PRO kits only)
H1	Hard carry case (PLUS, PRO, BIPM Kits only)

[AC]	Destination	AC Plugs
US	USA	2-pin, US
EU	European Union	2-pin, EU

[AC]	Destination	AC Plugs
UK	United Kingdom	3-pin, UK
CN	China, Australia	2-pin, SAA

- Notes:**
- Results can be transferred from FlexScan to FlexReports using USB cable, or performed wirelessly (W1 option) after downloading FlexApp from 'Google play' or 'App Store'.
 - FlexScans equipped with Bluetooth option (W1) support Bluetooth transfer of results via FlexApp for remote reporting using FlexReports. Wi-Fi feature is currently not enabled.
 - Basic kit always ships with S1 (Standard Soft Case); MPO kit always ships with MPO-specific soft case.
 - SC adapter provided. Other adapter types are ordered separately. MM OTDR/Source connector type is always UPC.
 - Not available for FS300-320/323.

[SMFR]	150 m SM Fiber Ring
Absent	N/A in Basic kits
USC/USC	FR-SMF-150-USC-USC
USC/UFC	FR-SMF-150-USC-UFC
USC/ULC	FR-SMF-150-USC-ULC
USC/UST	FR-SMF-150-USC-UST
ASC/USC	FR-SMF-150-ASC-USC
ASC/UFC	FR-SMF-150-ASC-UFC
ASC/ULC	FR-SMF-150-ASC-ULC
ASC/UST	FR-SMF-150-ASC-UST
ASC/ASC	FR-SMF-150-ASC-ASC
ASC/ALC	FR-SMF-150-ASC-ALC

[MMFR]	150 m OM1 Fiber Ring ^(e)
Absent	N/A in Basic kits
USC/UST1	FR-OM1-150-USC-UST
USC/USC1	FR-OM1-150-USC-USC
USC/ULC1	FR-OM1-150-USC-ULC

[MMFR]	150 m OM2 Fiber Ring ^(e)
Absent	N/A in Basic kits
USC/USC2	FR-OM2-150-USC-USC
USC/ULC2	FR-OM2-150-USC-ULC

[MMFR]	150 m OM3/4/5 - compat. Fiber Ring ^(e)
Absent	N/A in Basic kits
USC/UST3	FR-OM3-150-USC-UST
USC/USC3	FR-OM3-150-USC-USC
USC/ULC3	FR-OM3-150-USC-ULC

[TIP]	FOCIS Flex Tips and Cleaning (PRO only)
Absent	Option not available in Basic and PLUS kits
SC	SC-UPC bulkhead tip, 2.5 mm UPC ferrule tip, 2.5 mm One-Click
FC	FC-UPC bulkhead tip, 2.5 mm UPC ferrule tip, 2.5 mm One-Click
LC	LC-UPC bulkhead tip, 1.25 mm UPC ferrule tip, 1.25 mm One-Click
ASC	SC-APC bulkhead tip, 2.5 mm APC ferrule tip, 2.5 mm One-Click
AFC	FC-APC bulkhead tip, 2.5 mm APC ferrule tip, 2.5 mm One-Click
ALC	LC-APC bulkhead tip, 1.25 mm APC ferrule tip, 1.25 mm One-Click

[FRM]	Single Mode MPO-24 Fiber Ring Type
Absent	N/A when MKIT is MMPO
FRM2	MPO-24 to MPO-24 30 m G.657.A1
FRM5	MPO-24 to MPO-16 30 m G.657.A1
FRM6	MPO-24 to MPO-12 30 m G.657.A1

[MC2]	MPO Ring Pin Type - Switch to Network
AF	Female (unpinned) to switch, Female (unpinned) to network
AM	Female (unpinned) to switch, Male (pinned) to network

FlexScan® FS300 Quad and HDR OTDRs

Ordering Information (continued)

Advanced Software Features License

- License purchase required for each FS300.
- An email address for license delivery must be provided in order comments.
- License orders for FS300s from a separate order must include each FS300's serial number in the order comments.

AFL NO.	Description
FS300-PONOPM-LIC	GPON & XGS-PON Optical Power Meter (for FS300-323 only)
FS300-DCTM-LIC	Data Center OTDR test mode (for FS300-320/323 only)

Accessories

AFL NO.	Description
1400-05-0230PZ	FlexScan wrist strap
1400-05-0231PZ	FlexScan neck strap, 36"
4050-00-0931PR	AC charger 100-240 VAC to 5 VDC
1400-01-0167PZ	Soft carry case for FS300 with FOCIS, OFI, and Fiber Ring
1400-20-0001PZ	Soft carry case for FS300 MPO kits
1400-20-0002PZ	Soft carry case for FS300 with FOCIS, and Fiber Ring
1400-01-0177PZ	Hard carry case for FS300 kits with FOCIS, OFI, and Fiber Ring
3900-06-0902MR	FS300 extended temperature replacement battery
4050-00-0935PR	Vehicle charger, 12VDC to 5VDC @2A
6000-00-0031MR	Cable, USB-micro B, 5 pin, 6'
6000-00-0034PR	5V USB charging cable (1.5 m), type A to barrel (0.9 X 3.2 X 9 mm)
Cleaning Supplies	One-Clicks, fluid, wipes, etc. See www.AFLglobal.com

Field-Replaceable FlexScan Optical Port Saver

Replace damaged connectors in the field: When normal wear-and-tear or poor cleaning practices damage the port saver's end-face, replace it in seconds without having to return the OTDR to a service center for an expensive and time-consuming repair.

AFL NO.	Description
2900-58-0001MR	Field-replaceable connector, single-mode, FlexScan-facing APC female to APC male
2900-58-0002MR	Field-replaceable connector, single-mode, FlexScan-facing APC female to UPC male
2900-58-0003MR	Field-replaceable connector, single-mode, FlexScan-facing UPC female to APC male
2900-58-0004MR	Field-replaceable connector, single-mode, FlexScan-facing UPC female to UPC male
2900-58-0014MR	Field-replaceable connector, multimode, FlexScan-facing UPC female to UPC male

Connector Adapters

AFL NO.			Connector Adapter
OTDR/OLS Port	OPM Port	VFL Port	
2900-50-0002MR	2900-52-0001MR	N/A	FC
2900-50-0003MR	2900-52-0002MR	N/A	SC
2900-50-0004MR	2900-52-0003MR	N/A	ST
2900-50-0006MR	2900-52-0004MR	N/A	LC
2900-50-0011MR	2900-52-0002MR	N/A	SC/APC
N/A	2900-52-0005MR	2900-50-0007MR	2.5 mm Universal
N/A	2900-52-0006MR	2900-50-0010MR	1.25 mm Universal

FlexScan® FS300 Quad and HDR OTDRs

Test Management and Reporting Software

AFL NO.	Description
RPTS-AD-USB-1	FlexReports™ Advanced, one seat license on USB
RPTS-UP-TRM3-1	FlexReports Advanced, one seat, Upgrade from TRM® 3 Advanced on USB. Users must have TRM-3 Advanced license
FlexReports Basic	FlexReports Basic, available for download on AFL Software Resources website
FlexApp	FlexApp data transfer mobile App, available on Google Play and Apple App Store

Recommended Products




FOCIS Flex, FOCIS Lightning2 (multi-fiber) Inspection

- Self-contained, tether-free
- Auto-focus and auto-centering
- IEC, IPC and user-defined pass/fail analysis



MPO Switch

- Fast multi-fiber OTDR test
- 24-fiber SM or 12-fiber MM capacity
- Auto- or user-selected fiber to test



OFI-BIPMe Optical Fiber Identifier

- World class signal sensitivity
- Trigger lock, positive stop for optimum detection
- Integrated optical power meter option

Qualifications

Category	Regulation/Standard	Qualification
CE Marking	EU	Compliant to relevant EU Directives on health, safety, and environmental protection, and certified with CE marking
Safety/EMC/EMI	IEC	Compliant to IEC 61010-1 for safety requirements for electrical equipment
	EN	Compliant to EN 61010-1 for safety requirements for electrical equipment
	IEC	Compliant to IEC 61326-1 for EMC requirements for electrical equipment
	EN	Compliant to EN 61326-1 for EMC requirements for electrical equipment
	EN	Compliant to EN 55011 for EMC requirements for industrial, scientific and medical equipment
	Telcordia	Compliant to GR-196-CORE 4.5.1 for requirements on electromagnetic interference
	FCC	Compliant to code of federal regulations FCC 47 CFR 15 on unlicensed transmissions
	FDA	Compliant to code of federal regulations FDA 21 CFR 1040.10 and 1040.11 on laser products
RoHS	IEC	Compliant to IEC 60825-1 for safety of laser products
	EU	Compliant to EU regulations Directive 2011/65/EU (RoHS 2) and Directive 2015/863 (RoHS 3)
Test Method	TIA	Compliant to TIA-568.3-D for test and measurement requirements for premises optical fiber cabling and components
	IEC	Compliant to IEC 11801 for test and measurement requirements for optical fiber cabling for use within premises
	AS/NZS	Compliant to AS/NZS 3080 for test and measurement requirements for optical fiber cabling for use within premises
	TIA	Compliant to TIA-526-7 for test procedures for installed optical fiber cable plant
	TIA	Compliant to TIA-526-14 for test procedures for installed optical fiber cable plant
	IEC	Compliant to IEC 14763-3 for systems and methods for the inspection and testing of installed optical fiber cabling
	AS/NZS	Compliant to AS/NZS 14763.3 for systems and methods for the inspection and testing of installed optical fiber cabling
	IEC	Compliant to IEC 61280-4-1 for test procedures for installed optical fiber cable plant
Generic Requirement	IEC	Compliant to IEC 61280-4-2 for test procedures for installed optical fiber cable plant
	Telcordia	Compliant to GR-196-CORE for generic requirements for OTDR-type equipment
	Telcordia	Compliant to SR-4731 Issue 2 for OTDR data format
	IEC	Compliant to IEC 61746-1 for requirements on calibration of OTDR

Contact Sales@AFLglobal.com to schedule a demonstration or learn how to buy.

Visit www.AFLglobal.com/Test to learn more about FlexScan FS300 OTDR.

International Sales and Service Contact Information available at www.AFLglobal.com/Test/Contacts